



2019 2K EMPIRE CLASSIC BENEFITING WOUNDED WARRIOR PROJECT

www.empireclassic.net | Twitter: @empireclassicbb

Facebook: @empireclassicbb | Instagram: @empireclassicbb

Media Contact: Ray Cella: 609-921-1300 | rcella@gazellegroup.com

2K EMPIRE CLASSIC: The 2019 2K Empire Classic benefiting Wounded Warrior Program is celebrating its 25th anniversary and 22nd year at Madison Square Garden. This year, No. 1 Duke, No. 22 Texas, Georgetown, and California will host a pair of Regional Round games before heading to New York for the Championship Rounds presented by Continental Tire, Nov. 21-22.

Joining the four Regional Round hosts in the 2K Empire Classic benefiting Wounded Warrior Project are California Baptist, Central Arkansas, Georgia State, and Prairie View A&M. CBU will serve as the Subregional Round host for these teams from Nov. 22-23.

ABOUT WOUNDED WARRIOR PROJECT: The 2019 2K Empire Classic marks the seventh year that Wounded Warrior Project is the beneficiary of the event. With the mission to honor and empower Wounded Warriors, WWP is the hand extended to encourage warriors as they adjust to their new normal and achieve new triumphs. Offering a variety of programs and services, WWP is equipped to serve warriors with every type of injury - from the physical to the invisible wounds of war. For more information about Wounded Warrior Project, log onto...

www.WoundedWarriorProject.org

CREDENTIAL INFORMATION

For credentials to the Regional and Subregional Rounds of the 2K Empire Classic benefiting Wounded Warrior Project, please contact the SID at the host institution. For credentials to the Championship Rounds presented by Continental Tire of the 2K Empire Classic benefiting Wounded Warrior Project at Madison Square Garden, contact Ray Cella (rcella@gazellegroup.com) at the Gazelle Group.

MEDIA CONTACTS


Duke.....	Mike DeGeorge.....	O: 919-668-1712	michael.degeorge@duke.edu
Georgetown	Diana Pulupa	O: 202-687-6564	diana.pulupa@georgetown.edu
Texas.....	Scott McConnell	O: 512-471-1345	sm@utexas.edu
California	Mara Rudolph.....	O: 510-642-5363	marar@berkeley.edu
California Baptist	Danny Cross	O: 951-343-4297	dcross@calbaptist.edu
Central Arkansas.....	Steve East.....	O: 501-450-5743	seast@uca.edu
Georgia State	Mike Holmes.....	O: 404-413-4033	rholmes@gsu.edu
Prairie View A&M.....	LaTonia Thurston.....	O: 936-261-9106	ldthirston@pvamu.edu

TICKET INFORMATION: Tickets for the Championship Rounds presented by Continental Tire at Madison Square Garden may be purchased through TicketMaster.com.

No. 1: With Duke moving to the top of the polls this week, this marks the second time in the 25-year history of the 2K Empire Classic benefiting Wounded Warrior Project that the No. 1 team in the land is playing for the title. The last time No. 1 came to Madison Square Garden was in 1999 when UConn was coming off its National Championship season. The Huskies lost to Iowa in the semifinals before beating Duke in the consolation game.



Founded in 2005, 2K develops and publishes interactive entertainment globally for console systems, handheld gaming systems and personal computers, including smartphones and tablets, which are delivered through physical retail, digital download, online platforms and cloud streaming services. 2K publishes titles in today's most popular gaming genres, including shooters, action, role-playing, strategy, sports, casual, and family entertainment. The 2K label has some of the most talented development studios in the world today, including Firaxis Games, Visual Concepts, Hangar 13, Cat Daddy Games and 2K China. 2K's stable of high quality titles includes the critically acclaimed BioShock®, Borderlands™, and XCOM® franchises, the beloved Sid Meier's Civilization series, the innovative Evolve™, the popular WWE 2K franchise and NBA 2K, the #1 rated and #1 selling basketball franchise*. 2K is headquartered in Novato, California and is a wholly owned label of Take-Two Interactive Software, Inc. (NASDAQ: TTWO). For more information, please visit www.2k.com.



2019 2K EMPIRE CLASSIC

BENEFITING WOUNDED WARRIOR PROJECT

EmpireClassic.net

@EmpireClassicBB

@EmpireClassicBB

@EmpireClassicBB

All Times Eastern (schedule subject to change)

DURHAM REGIONAL

CAMERON INDOOR STADIUM - DURHAM, N.C.

NOVEMBER 12	7:00PM	NOVEMBER 15	7:00PM
Central Arkansas	54	Georgia State	63
No. 2 Duke	105	No. 2 Duke	74

WASHINGTON REGIONAL

CAPITAL ONE ARENA - WASHINGTON, D.C.

NOVEMBER 9	12:00PM	NOVEMBER 17	7:30PM
Central Arkansas	78	Georgia State	83
Georgetown	89	Georgetown	91

AUSTIN REGIONAL

FRANK ERWIN CENTER - AUSTIN, TEXAS

NOVEMBER 12	8:00 PM	NOVEMBER 15	8:00 PM
California Baptist	54	Prairie View A&M	56
Texas	67	Texas	70

BERKELEY REGIONAL

HAAS PAVILION - BERKELEY, CALIF.

NOVEMBER 15	10:00PM	NOVEMBER 18	10:00PM
California Baptist	62	Prairie View A&M	
California	82	California	

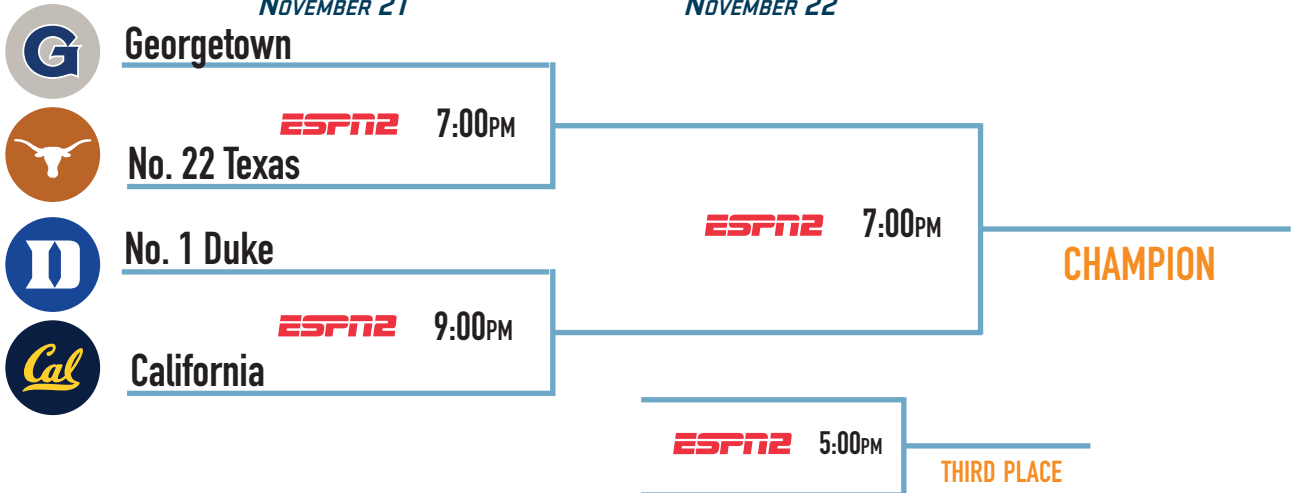
MADISON SQUARE GARDEN.
THE WORLD'S MOST FAMOUS ARENA

CHAMPIONSHIP ROUNDS

PRESENTED BY

NOVEMBER 21

NOVEMBER 22



RIVERSIDE SUBREGIONAL - CBU EVENTS CENTER - RIVERSIDE, CALIF.

ALL SUBREGIONAL GAMES LIVESTREAMED ON



NOVEMBER 22	7:30PM	NOVEMBER 22	10:00PM	NOVEMBER 23	7:30PM	NOVEMBER 23	10:00PM
Georgia State		Central Arkansas		Consolation Game		Championship Game	
Prairie View A&M		California Baptist					

2K EMPIRE CLASSIC BENEFITING WOUNDED WARRIOR PROJECT

YEAR-BY-YEAR CHAMPIONS

	Champion	Runner-Up	Score
2018	Iowa	Connecticut	91-72
2017	Providence	Saint Louis	90-63
2016	Michigan	SMU	76-54
2015	#5 Duke	Georgetown	86-84
2014	#10 Texas	California	71-55
2013	#18 Connecticut*	Indiana	59-58
2012	Alabama	Villanova	77-55
2011	Mississippi State	#16 Arizona	67-57
2010	#4 Pittsburgh	#22 Texas	68-66
2009	#24 Syracuse	#4 North Carolina	87-71
2008	#10 Duke	Michigan	71-56
2007	#3 Memphis	Connecticut	81-70
2006	Maryland	Michigan State	72-70
2005	Florida*	#16 Syracuse	75-70
2004	#6 Syracuse	#23 Memphis	77-62
2003	Showcase Format		
	#21 Wake Forest 85, Memphis 76		
	#23 Marquette 52, St. John's 45		
	#18 Saint Joseph's 73, #12 Gonzaga 66		
	#22 Pittsburgh 71, Alabama 62		
2002	Showcase Format		
	Memphis 70, Syracuse* 63		
	#8 Alabama 68, #3 Oklahoma 62		
	#4 Texas 77, #16 Georgia 71		
	#18 Marquette 73, Villanova 61		
2001	Arizona	#6 Florida	75-71
2000	#7 Kansas	St. John's	82-74
1999	#13 Stanford	Iowa	72-58
1998	#7 Temple	Wake Forest	59-48
1997	Princeton	N.C. State	38-36
1996	Showcase Format		
	Saint Joseph's 67, #21 Tulsa 64		
	Temple 76, Georgia Tech 58		
1995	Showcase Format		
	La Salle 68, Marquette 65		
	Penn State 88, Penn 61		

*went on to win the National Championship that season

PUNCH YOUR TICKET: Since the beginning of the Classic in 1995, all but three teams that have won the Championship have gone on to the NCAA Tournament. In the previous 24 years, 20 champions have been crowned (there was a showcase format in 1995, 1996, 2002, and 2003). Of those 20 champions, two won a National Championship (Connecticut, 2013; Florida, 2005), one lost in the title game (Memphis, 2007), one advanced to the Elite Eight (Temple, 1998), and six reached the Sweet 16 (Michigan, 2016; Duke, 2015; Syracuse, 2009; Duke, 2008; Arizona, 2001; and Kansas, 2000). Stanford, which won the 1999 event, is the only tournament champion not to earn a postseason berth.

HELPFUL START: 108 teams that have participated in the 2K Empire Classic benefiting Wounded Warrior Project have gone on to postseason play that year – 75 NCAA, 23 NIT, 9 CBI, 1 CIT. Eight teams advanced to the Final Four after opening their seasons in the event. Four - Maryland (2001), Syracuse (2002), Florida (2005), and Connecticut (2013) - went on to win the National Championship that spring. Texas (2002), Marquette (2002), George Mason (2005), and Memphis (2007) are the others to reach the Final Four during the season they played in the event.

HOME SWEET HOME: This year marks the 22nd consecutive year that Madison Square Garden will serve as host of the Championship Rounds presented by Continental Tire of the 2K Empire Classic benefiting Wounded Warrior Project. The first two years (1995, 1996) the event was held at what was then known as Convention Hall (now Boardwalk Hall) in Atlantic City, N.J. The 1997 tournament took place at Continental Airlines Arena (now IZOD Center) in East Rutherford, N.J.

WELCOME BACK: Six of the eight teams comprising this year's 2K Empire Classic benefiting Wounded Warrior Project field are returning to the event. Texas is making its sixth appearance, while Duke and Cal are in for the fourth time. Georgetown and Prairie View are each making their third appearance and Central Arkansas is making its second. Texas is tied for second with 11 wins in Empire Classic play, while Duke is tied for fourth with eight wins. California Baptist and Georgia State are the rookies in the field.

CATAPULTING INTO THE RANKINGS: The Classic has catapulted several teams into the national rankings based on their performance in the event, none so much as Arizona (2001) and Syracuse (2009). The Wildcats entered the 2001 event unranked, but wins over No. 2 Maryland (71-67) and No. 6 Florida (75-71) sent Arizona to No. 8 in the Associated Press poll immediately after the tournament. Syracuse experienced the same rush in 2009. The Orange, unranked in the AP poll and 25th in the ESPN/USA Today poll, won four games in the event, including a semifinal win over No. 12 California (95-73) and a win in the title game against No. 4 North Carolina (87-71). The next week, the Orange were ranked ninth by ESPN/USA Today and 10th by the AP.

THE MAN: Ohio State's Evan Turner posted a triple-double when he went for 14 points, 17 rebounds, and 10 assists in the Buckeyes' 100-60 win over Alcorn State on Nov. 9, 2009. Turner went on to break or tie five tournament records that year to earn all-tournament honors. However, Turner did not earn the Most Valuable Player award in 2009. That went to Syracuse's Wes Johnson, who led the Orange to the Classic title.

SELECT COMPANY: In the last eight NBA drafts, 21 players who have played in the 2K Empire Classic benefiting Wounded Warrior Project have been selected in first round, including Virginia Tech's Nickeil Alexander-Walker (17th, Nets), Washington's Matisse Thybulle (20th, Celtics), and Dylan Windler of Belmont (26th, Cavs) this past summer. A complete list of tournament NBA draftees can be found in this packet.

THE UNTOUCHABLES: Entering this season, of the 155 teams that have participated in the event since 1995, only six remain undefeated in 2K Empire Classic play. Providence (2017) is 4-0, while Kansas (2000), Saint Joseph's (1996, 2003), and Stanford (1999) each own 2-0 records. La Salle (1995) and Penn State (1995) are 1-0 against Classic competition.

OLYMPIC HERO: 2002 2K Empire Classic alum Carmelo Anthony of Syracuse holds the USA Olympic record with 336 career points in Olympic competition.

2K EMPIRE CLASSIC BENEFITING WOUNDED WARRIOR PROJECT

WOODEN YOU KNOW: Seven 2K Empire Classic alumni have gone to to win the John Wooden Award, presented to the national player of the year, including four straight from 2001-04. Six of those players were also honored with the Associated Press and USBWA Player of the Year awards.

<i>Player, School</i>	<i>Year in 2K Classic</i>	<i>Wooden Award</i>	<i>AP & USBWA Player of the Year</i>
Evan Turner, Ohio State	2009-10	2009-10	2009-10
Blake Griffin, Oklahoma	2007-08	2008-09	2008-09
Kevin Durant, Texas	2006-07	2006-07	2006-07
Jameer Nelson, St. Joe's	2003-04	2003-04	2003-04
T.J. Ford, Texas	2002-03	2002-03	n/a
Jason Williams, N. Carolina	1999-00	2001-02	2001-02
Shane Battier, N. Carolina	1999-00	2000-01	2000-01

ON THE AIR: Below is a look at the television schedule for the 2K Empire Classic benefiting Wounded Warrior Project (all times are Eastern):

Nov. 9	Central Arkansas at Georgetown, 12:00pm	Fox Regional
Nov. 12	Central Arkansas at Duke, 7:00pm CBU at Texas, 8:00pm	ACC Net Longhorn
Net		
Nov. 15	Georgia State at Duke, 7:00pm Prairie View at Texas, 8:00pm	ACC Net Longhorn
Net		
	CBU at Cal, 10:00pm	Pac-12 Net
Nov. 17	Georgia State at Georgetown, 7:30pm	FS1
Nov. 18	Prairie View at Cal, 10:00pm	Pac-12 Net
Nov. 21	Georgetown vs. Texas, 7:00pm Duke vs. Cal, 9:00pm	ESPN2 ESPN2
Nov. 22	Consolation Game, 5:00pm Championship Game, 7:00pm Georgia State vs. Prairie View A&M, 8:00pm Central Arkansas at CBU, 10:00pm	ESPN2 ESPN2 FloHoops FloHoops
Nov. 23	Subregional Consolation Game, 8:00pm Subregional Championship Game, 10:00pm	FloHoops FloHoops

NATIONAL POLLS

Associated Press (11/18/19)

- Duke (EC)**
- Louisville
- Michigan State
- Kansas
- North Carolina
- Maryland
- Virginia
- Gonzaga
- Kentucky
- Ohio State
- Oregon
- Texas Tech
- Seton Hall
- Arizona
- Utah State
- Memphis
- Villanova
- Xavier
- Auburn (LC)**
- Tennessee
- VCU
- Texas (EC)**
- Colorado
- Baylor
- Washington

Coaches Poll (10/24/19)

- Kentucky
- Kentucky
- Kansas
- Duke (EC)**
- Louisville
- Florida
- Gonzaga
- Maryland
- Virginia
- Villanova
- North Carolina
- Texas Tech
- Seton Hall
- Oregon
- Memphis State
- Ohio State
- Arizona
- Baylor
- Utah State
- Saint Mary's
- Xavier
- Purdue
- Auburn (LC)**
- LSU
- Tennessee

GAZELLE GROUP EVENTS

EC - 2K Empire Classic benefiting Wounded Warrior Project
LC - Roman Legends Classic presented by Old Trapper

2K EMPIRE CLASSIC BENEFITING WOUNDED WARRIOR PROJECT

THE FIELD

No. 1 Duke Blue Devils

www.goduke.com

Twitter: @dukembb | Instagram: @dukembb

Hall of Fame head coach Mike Krzyzewski, the winningest coach in college basketball history, is in his 40th season at Duke after leading the nationally-ranked Blue Devils to a 32-6 record, the ACC tournament title, and a spot in the Elite 8 of the NCAA Tournament... Duke is paced by Tre Jones, who led the Blue Devils with 192 assists while netting 9.4 ppg...Duke welcomes a Top 5 recruiting class led by the nation's No. 3 recruit, center Vernon Carey, Jr...the Blue Devils are making their fourth appearance in the Empire Classic benefiting Wounded Warrior Project (1999, 2008, 2015)...they won the 2008 title and the 2015 title with an 86-84 win over Georgetown.



Georgetown Hoyas

www.gohoyas.com

Twitter: @georgetownhoops | Instagram: @georgetownhoops

After a Hall of Fame playing career, Patrick Ewing is in his third season as the head coach at his alma mater...after winning 15 games during his first season, Ewing guided the Hoyas to 19 wins and a spot in the NIT in 2019...10 players return from last year's roster, led by a trio of sophomores who rank among the team's top four scorers – James Akinjo (13.4 ppg, team-high 173 assists and 37 steals), Mac McClung (13.1 ppg), and Josh LeBlanc (9.1 ppg, 7.3 rpg, 36 blocks)...joining this group will be N.C. State transfer Omer Yurtseven, who averaged 13.9 ppg and 6.7 rpg a year ago...this is Georgetown's third appearance in the Empire Classic benefiting Wounded Warrior Project (1998, 2015).



No. 22 Texas Longhorns

www.texassports.com

Twitter: @texasmbb | Instagram: @texasmbb

In his four years, Shaka Smart has led Texas to two NCAA Tournaments and guided the Longhorns to 21 wins and the NIT title this past season despite playing the eighth most difficult schedule in the country...the Longhorns return a pair of starters in junior guards Matt Coleman (9.8 ppg, team-high 127 assists) and Jase Febres (8.7 ppg)...they will be joined by the No. 16 ranked recruiting class (ESPN.com) in the country...the Longhorns are playing in the Empire Classic benefiting Wounded Warrior Project for the sixth time (1997, 2002, 2006, 2010, 2014), having won the 2006 and 2014 events...Texas beat Cal, 71-55, to capture the 2014 Classic.



Cal Bears

www.calbears.com

Twitter: @calmbball | Instagram: @calmbball

With a career record of 286-176 that includes stops at Nevada and Georgia, Mark Fox assumes control of the Bears' program this season...he inherits a team led by point guard Paris Austin, who netted 11.6 ppg and handed out a team-best 125 assists...Matt Bradley tallied 10.8 ppg while leading the team with a .472 3-point field goal percentage...Cal is making its fourth appearance in the Empire Classic benefiting Wounded Warrior Project (2004, 2009, 2014).



California Baptist Lancers

www.cbulancers.com

Twitter: @cbumbb | Instagram: @cbumbb

In their first season of Division I basketball, the Lancers posted a 16-15 record and earned a berth in the College Basketball Invitational...two starters return from that squad...guard Milan Acquah was a WAC first-team honoree and the Newcomer of the Year after posting team highs in scoring (19.0 ppg) and assists (104) while also hauling down 5.0 rpg...forward De'Jon Davis led CBU with a 9.2 rpg average to go along with his 13.0 ppg average...CBU is making its Empire Classic benefiting Wounded Warrior Project debut.



Central Arkansas Bears

www.ucasports.com

Twitter: @ucambb | Instagram: @ucambb

Four starters return for head coach Russ Pennell, a UCA alum and former teammate of Scottie Pippen is in his sixth year at his alma mater...guard DeAndre Jones tallied 12.5 ppg and led the Bears with 162 assists and 66 steals a year ago...center Hayden Koval was named to the SLC all-defensive team for registering a team-high 6.3 rpg and 72 blocks...the school's all-time blocks leader with 177, Koval also scored 12.5 ppg...the Bears last played in the Empire Classic benefiting Wounded Warrior Project in 2007, going 1-1.



Georgia State Panthers

www.georgiastatesports.com

Twitter: @georgiastatemb | Instagram: @georgiastatemb

Long time Texas and Tennessee associate head coach Rob Lanier returns to the head coach's chair this year with Georgia State...Lanier was head coach at Siena, guiding the Saints to the 2002 MAAC title...he inherits a team that won the Sun Belt championship in posting a 24-10 record...the Panthers will look to a veteran backcourt to offset the loss of their top four scorers from that NCAA Tournament team...Kane Williams is the team's leading returning scorer at 11.1 ppg...he also handed out 116 assists and had a team-best 64 steals...Damon Wilson tallied 5.4 ppg...the Panthers are playing in the Empire Classic benefiting Wounded Warrior Project for the first time.



Prairie View A&M Panthers

www.pvpanthers.com

Twitter: @pvamupanthers

Instagram: @pvamupanthers

Last year, Byron Smith led PVAMU to the SWAC regular season and tournament titles, marking the first time ever that the Panthers won both crowns in the same season...the reigning SWAC Coach of the Year sees two starters return from that team, led by first-team All-SWAC pick forward Devote Patterson, who recorded 13.5 ppg and 5.0 rpg...guard Gerard Andrus netted 10.0 ppg to go along with 5.7 rpg...PVAMU is making its third appearance in the Empire Classic benefiting Wounded Warrior Project, previously playing in 2008 and 2015.



2K EMPIRE CLASSIC BENEFITING WOUNDED WARRIOR PROJECT

WOUNDED WARRIOR PROJECT®



WOUNDED WARRIOR PROJECT®

WOUNDED WARRIOR PROJECT®

Beginning in 2012, Wounded Warrior Project® became the beneficiary of the 2K Classic.

ABOUT WWP

MISSION

The mission of Wounded Warrior Project® is to honor and empower wounded warriors.

PURPOSE

With the mission to honor and empower Wounded Warriors, WWP is the hand extended to encourage warriors as they adjust to their new normal and achieve new triumphs. Offering a variety of programs and services, WWP is equipped to serve warriors with every type of injury – from the physical to the invisible wounds of war.

HISTORY

Wounded Warrior Project® began when several veterans and friends, moved by stories of the first wounded service members returning home from Afghanistan and Iraq, took action to help others in need. What started as a program to provide comfort items to wounded service members has grown into a complete rehabilitative effort to assist warriors as they recover and transition back to civilian life. Thousands of wounded warriors and caregivers receive support each year through WWP programs designed to nurture the mind and body, and encourage economic empowerment.

Wounded Warrior Project® is a nonprofit, nonpartisan organization.

For more information on WWP, visit woundedwarriorproject.org.

2K EMPIRE CLASSIC BENEFITING WOUNDED WARRIOR PROJECT

A BRIEF HISTORY

2018- Iowa led for virtually the entire game and by as many as 25 in earning the 2K Empire Classic benefiting Wounded Warrior Project title with a 91-72 win over Connecticut. Luka Garza scored 22 points and pulled down seven rebounds in claiming the tournament MVP award. The Hawkeyes advanced to the title game after upsetting No. 13 Oregon, 77-69. Oregon rebounded to beat No. 15 Syracuse, 80-65, in the consolation game.

2017 - After a seven-point win in the semifinals, Providence shot 62 percent from the field to earn a 90-63 win over Saint Louis to claim the 2K Classic title. The Friars were 31-of-50 from the field, including 9-of-10 from three, and shot 19-of-24 from the line against the Billikens. Virginia Tech, which fell to Saint Louis in the semis, took down Washington, 103-79, in the consolation game. The Hokies set a tournament record by scoring 364 points (91.0 ppg) in their four games.

2016 - Michigan won its four games by an average of over 17 points a game to take the 2K Classic title. Zak Irvin followed his 16-point, seven-rebound effort from the 79-61 semifinal win over Marquette with 16 points and six rebounds in the 76-54 championship game win over SMU to earn Most Valuable Player laurels. Pittsburgh, which dropped a 76-67 decision to SMU in the semis, downed Marquette, 78-75, to take the consolation game.

2015 - Grayson Allen set a tournament record by scoring 62 points in the Championship Rounds (and 116 points in four games) to lead No. 5 Duke to the title. Allen, who was named MVP, had 30 points in a 79-71 semifinal win over VCU and followed that with 32 points in an 86-84 win over Georgetown in the title match. Wisconsin rebounded from a 71-61 loss to Georgetown in the semis to win the consolation game, a 74-73 triumph over VCU.

2014 - No. 10 Texas made it look easy in earning the 2K Classic benefiting Wounded Warrior Project title. In the semifinal game, Jonathan Holmes scored 19 points as the Longhorns downed Iowa, 71-57. Then in the final, Holmes amassed 21 points, 13 rebounds, and two blocked shots as Texas beat California, 71-55. For his efforts, Holmes was named the tournament's MVP. Cal advanced to the final with a 73-59 upset of No. 23 Syracuse.

2013 - No. 18 Connecticut won its two Championship Round games by a combined three points in earning its first Classic Championship in three tries. The Huskies downed Boston College, 72-70, in the semifinals before earning a 59-58 win over Indiana in the title match. It was the smallest margin of victory in the Championship Rounds in the history of the event. Shabazz Napier scored 20 points against Boston College and a game-high 27 points against Indiana to take MVP honors. UConn would go on to win the National Championship as well.

2012 - Alabama's Trevor Releford earned MVP honors, highlighted by his 25-point effort (8-10 FG, 5-5 3FG) in the Championship Game, as the Crimson Tide rolled to the tournament title. 'Bama downed Villanova, 77-55, in the title match after Rodney Cooper hit the game-winning shot in Alabama's 65-62 semifinal win over Oregon State the night before. The crown marked the second year in a row that an SEC school emerged victorious.

2011 - Mississippi State downed No. 18 Texas A&M and No. 16 Arizona to win the championship. New York native Arnett Moultre is named the Classic's MVP.

2010 - Pittsburgh, ranked fourth nationally, squeaked by No. 22 Texas, 68-66, to win its first ever title. Ashton Gibbs is named the tournament's Most Valuable Player.

2009 - For the first time in the history of the event, four nationally-ranked teams participate in the Championship Rounds at Madison Square Garden. In the ESPN/USA Today preseason coaches' poll, North Carolina is ranked fourth, California is 12th, Ohio State is 17th, and Syracuse is 25th. When it was all over, Wes Johnson became a NBA lottery pick in leading Syracuse to its second Classic title.

2008 - No. 5 Duke barely broke a sweat with Championship Round wins over Southern Illinois (83-58) and Michigan (71-56).

2007 - The biggest upset in Classic history occurred in Lexington as Gardner-Webb downed No. 22 Kentucky, 84-68. No. 3 Memphis would go on to win the title with wins over Oklahoma and Connecticut.

2006 - Although his team did not win the title, Texas freshman Kevin Durant proved why he was the nation's top player by scoring 91 points and hauling down 38 rebounds in the first four games of his collegiate career.

2005 - Eventual national champion Florida tipped off its national title run with wins over No. 18 Wake Forest and No. 16 Syracuse at The Garden.

2004 - A new expanded format featuring 16 teams and four regional sites debuted. Saint Mary's upseted California to crash a Top 25 party at MSG, but it was No. 6 Syracuse which came away with the title after beating No. 24 Memphis, 77-62.

2003 - As in 2002, the event featured two doubleheaders rather than a tournament format. The 2003 Classic witnessed the emergence of Jameer Nelson, who had 20 points, eight rebounds, and 10 assists in a 73-66 win over No. 10 Gonzaga. Nelson would go on to lead Saint Joseph's to the Elite Eight of the NCAA Tournament and garner national Player of the Year honors.

2002 - The previous three events each featured three ranked teams. The 2002 tournament featured three teams that would go on to the 2003 Final Four. Eventual national champion Syracuse lost to Memphis on the first day while Marquette and Texas won their games on the event's second day. Future NBA stars Carmelo Anthony, Dwyane Wade, T.J. Ford, and Mo Williams are named to the all-tournament team.

2001 - Unranked Arizona beat No. 2 Maryland and No. 6 Florida to earn the title.

2000 - No. 7 Kansas beat hometown favorite St. John's to win the championship. St. John's advanced with a 62-61 win over No. 12 Kentucky which saw the Red Storm come back from four down with 22 seconds left. Kansas, Kentucky, and UCLA would each advance to the 2001 NCAA Sweet 16.

1999 - 1998-99 national finalists UConn and Duke joined Stanford and Iowa to form the strongest field to date. However, it was the Cardinal, behind twins Jason and Jarron Collins and their combined 35 points and 22 rebounds, who won the title with a 72-58 win over Iowa. UConn beat Duke in the consolation game, sending the Blue Devils to 0-2 for the first time in more than 40 years.

1998 - The Classic moved to its permanent home, Madison Square Garden. Seventh-ranked Temple overcame a 16-point deficit to beat Wake Forest in the championship game.

1997 - The first "tournament" in event history is held and it was Princeton which emerged victorious. After beating No. 22 Texas, the Tigers downed NC State at the Meadowlands for the title. Princeton would eventually be ranked as high as seventh this season.

1996 - It was a good day for Philadelphia as Temple and Saint Joseph's earned wins in the doubleheader in Atlantic City. The Hawks would go on to the Sweet 16 of the NCAA Tournament. The Coaches vs. Cancer program became the beneficiary of the event.

1995 - The inaugural event, known as the Atlantic City Shootout, was a doubleheader at the Atlantic City Convention Center (now Boardwalk Hall). Penn State's Pete Lisicky scored 35 points to lead the Nittany Lions to an 88-61 win over Penn. With 17 seconds left in the day's second game, Olof Landgren hit a layup to give La Salle a 68-66 upset victory over Marquette.

2K EMPIRE CLASSIC BENEFITING WOUNDED WARRIOR PROJECT

ALL-TIME RESULTS

2018 2K Sports Classic Benefiting Wounded Warrior Project

Championship Rounds – Madison Square Garden

Final

11/16 Iowa 91, Connecticut 72

Consolation

11/16 #13 Oregon 80, #15 Syracuse 65

Semifinals

11/15 Connecticut 83, #15 Syracuse 76

Iowa 77, #13 Oregon 69

All-Tournament Team

Bol Bol (Oregon); Jalen Carey (Syracuse); Eric Cobb (Connecticut); Tyler Cook (Iowa); Luka Garza (Iowa)*

*Most Valuable Player

Syracuse Regional – Carrier Dome

11/10 #16 Syracuse 84, Morehead St. 70

11/6 #16 Syracuse 66, Eastern Washington 34

Storrs Regional – Gampel Pavilion

11/11 Connecticut 94, UMKC 66

11/8 Connecticut 80, Morehead St. 70

Eugene Regional – Matthew Knight Arena

11/20 #21 Oregon 83, Green Bay 72

11/9 #14 Oregon 81, Eastern Washington 47

Iowa City Regional – Carver-Hawkeye Arena

11/11 Iowa 93, Green Bay 82

11/8 Iowa 77, UMKC 63

Cheney Subregional – Reese Court

11/17 Green Bay 87, Morehead St. 70

Eastern Washington 87, UMKC 80 (OT)

11/16 Green Bay 82, Eastern Washington 78 (OT)

Morehead St. 99, UMKC 89

Cheney Subregional Team

Xavier Bishop (UMKC); ShanQuan Hemphill (Green Bay); Jesse Hunt (Eastern Washington); JayQuan McCloud (Green Bay), MVP; Jordan Walker (Morehead St.)

2017 2K Sports Classic Benefiting Wounded Warrior Project

Championship Rounds – Madison Square Garden

Final

11/17 Providence 90, Saint Louis 63

Consolation

11/17 Virginia Tech 103, Washington 79

Semifinals

11/16 Providence 77, Washington 70

Saint Louis 77, Virginia Tech 71

All-Tournament Team

Javon Bess (Saint Louis); Rodney Bullock (Providence); Kyron Cartwright (Providence)*; Ahmed Hill (Virginia Tech); Jaylen Nowell (Washington)

*Most Valuable Player

Providence – Dunkin' Donuts Center / Alumni Hall

11/22 Providence 66, Belmont 65

11/10 Providence 84, Houston Baptist 55

Blacksburg Regional – Cassell Coliseum

11/21 Virginia Tech 99, Houston Baptist 73

11/10 Virginia Tech 111, Detroit Mercy 79

Seattle Regional – Alaska Airlines Arena

11/24 Washington 89, Seattle 84

11/10 Washington 86, Belmont 82

St. Louis Regional – Chaifetz Arena

11/22 Detroit Mercy 72, Saint Louis 70

11/10 Saint Louis 62, Seattle 46

Nashville Subregional – Curb Event Center

11/19 Belmont 90, Seattle 77

Detroit Mercy 116, Houston Baptist 109 (OT)

11/18 Belmont 93, Houston Baptist 88

Seattle 102, Detroit Mercy 71

Indianapolis Subregional Team

Corey Allen (Detroit Mercy); Jordan Hill (Seattle); Josh Ibarra (HBU); Kevin McClain (Belmont), MVP; Dylan Windler (Belmont)

2016 2K Sports Classic Benefiting Wounded Warrior Project

Championship Rounds – Madison Square Garden

Final

11/18 Michigan 76, SMU 54

Consolation

11/18 Pittsburgh 78, Marquette 75

Semifinals

11/17 Michigan 79, Marquette 61

SMU 76, Pittsburgh 67

All-Tournament Team

Muhammad Ali Abdur-Rahkman (Michigan); Zak Irvin (Michigan)*; Semi Ojeleye (SMU); Derrick Walton (Michigan); Michael Young (Pittsburgh)

*Most Valuable Player

Ann Arbor Regional – Crisler Center

11/13 Michigan 77, IUPUI 65

11/11 Michigan 76, Howard 58

Pittsburgh Regional – Petersen Events Center

11/14 Pittsburgh 99, Gardner-Webb 80

11/11 Pittsburgh 93, Eastern Michigan 90 (2OT)

Milwaukee Regional – BMO Harris Bradley Center

11/22 Marquette 104, IUPUI 79

11/14 Marquette 81, Howard 49

Dallas Regional – Moody Coliseum

11/13 SMU 91, Eastern Michigan 64

11/11 SMU 72, Gardner-Webb 44

Indianapolis Subregional – Indiana Farmers Coliseum

11/19 IUPUI 83, Eastern Michigan 71

Gardner-Webb 94, Howard 78

11/18 IUPUI 77, Howard 55

Eastern Michigan 76, Gardner-Webb 68

Indianapolis Subregional Team

David Efanayi (GWU); Willie Magnum (EMU); James Miller (Howard); Ron Patterson (IUPUI), MVP

2015 2K Sports Classic Benefiting Wounded Warrior Project

Championship Rounds – Madison Square Garden

Final

11/22 #5 Duke 86, Georgetown 84

Consolation

11/22 Wisconsin 74, VCU 73

Semifinals

11/20 Georgetown 71, Wisconsin 61

#5 Duke 79, VCU 71

All-Tournament Team

Grayson Allen (Duke)*; Isaac Copeland (Georgetown); Ethan Happ (Wisconsin); Melvin Johnson (VCU); Derryck Thornton (Duke)

*Most Valuable Player

Durham Regional – Cameron Indoor Stadium

11/14 #5 Duke 113, Bryant 75

11/13 #5 Duke 92, Siena 74

Madison Regional – Kohl Center

11/25 Wisconsin 85, Prairie View A&M 67

11/15 #17 Wisconsin 92, Siena 65

Washington Regional – Verizon Center

11/28 Georgetown 77, Bryant 47

11/14 Radford 82, Georgetown 80 (2OT)

Richmond Regional – Verizon Wireless Arena

11/16 VCU 92, Radford 74

11/13 VCU 75, Prairie View A&M 50

Smithfield Subregional – Chace Athletic Center

11/21 Siena 78, Bryant 59

Radford 64, Prairie View A&M 56

11/20 Siena 76, Radford 62

Bryant 71, Prairie View A&M 58

Smithfield Subregional Team

Brett Bisping (Siena); Rashun Davis (Radford); Shane McLaughlin (Bryant); Adamassu Williams (PVAMU); Marquis Wright (Siena), MVP

2K EMPIRE CLASSIC BENEFITING WOUNDED WARRIOR PROJECT

2014 2K Sports Classic Benefiting Wounded Warrior Project

Championship Rounds – Madison Square Garden

Final

11/21 #10 Texas 71, California 55

Consolation

11/21 #23 Syracuse 66, Iowa 63

Semifinals

11/20 California 73, #23 Syracuse 59

#10 Texas 71, Iowa 57

All-Tournament Team

Javan Felix (Texas); John Holmes (Texas)*; David Kravish (California); Chris McCullough (Syracuse); Aaron White (Iowa)

*Most Valuable Player

Syracuse Regional – Carrier Dome

11/16 #23 Syracuse 65, Hampton 47

11/14 #23 Syracuse 89, Kennesaw St. 42

Austin Regional – Frank Erwin Center

11/16 #10 Texas 85, Alcorn St. 53

11/14 #10 Texas 85, North Dakota St. 50

Berkeley Regional – Haas Pavilion

11/16 California 93, Kennesaw St. 59

11/14 California 91, Alcorn St. 57

Iowa City Regional – Carver-Hawkeye Arena

11/17 Iowa 87, North Dakota St. 56

11/14 Iowa 90, Hampton 56

Fargo Subregional – Scheels Arena

11/22 North Dakota St. 74, Hampton 66

Kennesaw St. 83, Alcorn St. 80

11/21 North Dakota St. 68, Kennesaw St. 55

Hampton 82, Alcorn St. 69

Fargo Subregional Team

Quinton Chievous (Hampton); A.J. Jacobsen (North Dakota St.); Chris Kading (North Dakota St.); Paul Miller (North Dakota St.), MVP; Nigel Pruitt (Kennesaw St.)

2013 2K Sports Classic Benefiting Wounded Warrior Project

Championship Rounds – Madison Square Garden

Final

11/22 #18 Connecticut 59, Indiana 58

Consolation

11/22 Boston College 89, Washington 78

Semifinals

11/21 #18 Connecticut 72, Boston College 70

Indiana 102, Washington 84

All-Tournament Team

Ryan Anderson (Boston College); Yogi Ferrell (Indiana), Shabazz Napier (Connecticut)*; Will Sheehy (Indiana), C.J. Wilcox (Washington)

*Most Valuable Player

Bloomington Regional – Assembly Hall

11/17 #23 Indiana 90, Stony Brook 74

11/12 #23 Indiana 73, LIU Brooklyn 72

Storrs Regional – Gampel Pavilion

11/17 #19 Connecticut 77, Boston University 60

11/14 #19 Connecticut 101, Detroit Mercy 55

Boston Regional – Conte Forum

11/17 Boston College 82, Florida Atlantic 79

11/14 Toledo 95, Boston College 92

Seattle Regional – Alaska Airlines Arena

11/17 Washington 92, Eastern Washington 80

11/14 UC Irvine 86, Washington 72

Irvine Subregional – Bren Events Center

11/24 Boston University 72, LIU Brooklyn 57

UC Irvine 81, Eastern Washington 54

11/23 Eastern Washington 102, LIU Brooklyn 70

Boston University 74, UC Irvine 68

11/22 Eastern Washington 80, Boston University 68

UC Irvine 84, LIU Brooklyn 64

Irvine Subregional Team

Will Davis II (UC Irvine), MVP; Tyler Harvey (Eastern Washington); D.J. Irving (Boston University); Venky Jois (Eastern Washington); Alex Young (UC Irvine)

Detroit Subregional – Calihan Hall

11/24 Toledo 94, Florida Atlantic 74

Stony Brook 104, Detroit Mercy 102 (3OT)

11/23 Stony Brook 67, Florida Atlantic 61

Toledo 80, Detroit Mercy 78

11/22 Toledo 103, Stony Brook 99

Detroit Mercy 77, Florida Atlantic 44

Detroit Subregional Team

Pablo Bertone (Florida Atlantic); Julius Brown (Toledo); Juwan Howard Jr. (UDM);

Anthony Jackson (Stony Brook); Jameel Warney (Stony Brook), MVP

2012 2K Sports Classic Benefiting Wounded Warrior Project

Championship Rounds – Madison Square Garden

Final

11/16 Alabama 77, Villanova 55

Consolation

11/16 Oregon State 66, Purdue 58

Semifinals

11/15 Alabama 65, Oregon State 62

Villanova 89, Purdue 81 (OT)

Reese's All-Tournament Team

Devon Collier (Oregon State); Rodney Cooper (Alabama); A.J. Hammons (Purdue);

JayVaughn Pinkston (Villanova); Trevor Releford (Alabama)*

*American Airlines Most Valuable Player

Villanova Regional – The Pavilion

11/11 Villanova 80, Marshall 68

11/9 Villanova 75, UDC 58

West Lafayette Regional – Mackey Arena

11/11 Purdue 83, Hofstra 54

11/9 Bucknell 70, Purdue 65

Tuscaloosa Regional – Coleman Coliseum

11/11 Alabama 80, West Alabama 49

11/9 Alabama 70, South Dakota State 67

Corvallis Regional – Gill Coliseum

11/11 Oregon State 71, New Mexico State 62

11/9 Oregon State 102, Niagara 83

Hempstead Subregional – Mack Sports Complex

11/18 South Dakota State 96, UDC 48

Hofstra 103, Marshall 100 (2 OT)

11/17 South Dakota State 78, Marshall 77

Hofstra 74, UDC 59

11/16 Marshall 80, UDC 58

Hofstra 66, South Dakota State 63

Hempstead Subregional Team

D'Angelo Johnson (UDC); DeAndre Kane (Marshall); Moussa Kone (Hofstra); Stevie

Mejia (Hofstra), MVP; Nate Wolters (South Dakota State)

Niagara Falls Subregional – Gallagher Center

11/18 Bucknell 69, West Alabama 51

Niagara 86, New Mexico State 83

11/17 Bucknell 62, New Mexico State 49

11/16 Bucknell 88, Niagara 71

Niagara Falls Subregional Team

Bryson Johnson (Bucknell); Juan'ya Green (Niagara); Antoine Mason (Niagara);

Daniel Mullings (New Mexico State); Mike Muscala (Bucknell), MVP

Las Cruces Subregional – Pan American Center

11/21 New Mexico State 67, Northern New Mexico 37

2011 2K Sports Classic Benefiting Coaches vs. Cancer

Championship Rounds – Madison Square Garden

Final

11/18 Mississippi State 67, #16 Arizona 57

Consolation

11/18 #18 Texas A&M 58, St. John's 57

Semifinals

11/17 Mississippi State 69, #18 Texas A&M 60

#16 Arizona 81, St. John's 72

Toyota All-Tournament Team

Dee Bost (Mississippi State); Nurideen Lindsey (St. John's); Arnett Moultrie

(Mississippi State)*; Jesse Perry (Arizona); Kourtney Roberson (Texas A&M)

*American Airlines Most Valuable Player

2K EMPIRE CLASSIC BENEFITING WOUNDED WARRIOR PROJECT

Queens Regional – Carnesecca Arena

11/9 St. John's 78, Lehigh 73
11/7 St. John's 74, William & Mary 59

Tucson Regional – McKale Center

11/9 #16 Arizona 67, Duquesne 59
11/7 #16 Arizona 73, Valparaiso 64

College Station Regional – Reed Arena

11/9 #19 Texas A&M 81, Liberty 59

Starkville Regional – Humphrey Coliseum

11/9 Akron 68, Mississippi State 58
11/7 Mississippi State 76, Eastern Kentucky 66

Lynchburg Subregional – Vines Center

11/20 Lehigh 76, Eastern Kentucky 51
William & Mary 65, Liberty 64
11/19 Eastern Kentucky 63, William & Mary 44
Lehigh 90, Liberty 80
11/18 Lehigh 82, William & Mary 57
Eastern Kentucky 73, Liberty 65

Lynchburg Subregional Team

Holden Greiner (Lehigh); Jaron Jones (Eastern Kentucky); C.J. McCollum (Lehigh), MVP; Quinn McDowell (William & Mary); Jesse Sanders (Liberty)

Valparaiso Subregional – Athletics-Recreation Center

11/20 Valparaiso 84, Duquesne 68
UDC 87, Indiana-Kokomo 51
11/19 Duquesne 81, Akron 76
Valparaiso 79, Indiana-Kokomo 48
11/18 Duquesne 97, UDC 81
Valparaiso 62, Akron 59

Valparaiso Subregional Team

Ryan Broekoff (Valparaiso), MVP; Sean Johnson (Duquesne); Nigel Munson (UDC); Demetrius Treadwell (Akron); Kevin Van Wijk (Valparaiso)

Akron Subregional – Rhodes Arena

11/12 Akron 95, Hiram 65

2010 2K Sports Classic Benefiting Coaches vs. Cancer

Championship Rounds – Madison Square Garden

Final

11/19 #4 Pittsburgh 68, #22 Texas 66

Consolation

11/19 #16 Illinois 80, Maryland 76

Semifinals

11/18 #4 Pittsburgh 79, Maryland 70
#22 Texas 90, #16 Illinois 84 (OT)

Toyota All-Tournament Team

Ashton Gibbs (Pittsburgh)*; Jordan Hamilton (Texas); Demetri McCamey (Illinois); Jordan Williams (Maryland); Travon Woodall (Pittsburgh)

*American Airlines Most Valuable Player

Pittsburgh Regional – Petersen Events Center

11/10 #4 Pittsburgh 97, UIC 54
11/8 #4 Pittsburgh 83, Rhode Island 75

Austin Regional – Erwin Events Center

11/10 #25 Texas 89, Louisiana Tech 58
11/8 #25 Texas 83, Navy 52

College Park Regional – Comcast Center

11/10 Maryland 75, Charleston 74
11/8 Maryland 105, Seattle 76

Champaign Regional – Assembly Hall

11/10 #16 Illinois 84, Toledo 45
11/8 #16 Illinois 79, UC Irvine 65

Irvine Subregional – Bren Events Center

11/21 Seattle 75, Navy 70
Louisiana Tech 76, UC Irvine 72

11/20 Louisiana Tech 80, Navy 65
UC Irvine 85, Seattle 77

11/19 Louisiana Tech 85, Seattle 72
UC Irvine 75, Navy 60

Irvine Subregional Team

Olu Ashaolu (Louisiana Tech); Aaron Broussard (Seattle); DeAndre Brown (Louisiana Tech), MVP; Darren Moore (UC Irvine); Patrick Rembert (UC Irvine)

Toledo Subregional – Savage Arena

11/21 UIC 74, Rhode Island 68
Charleston 64, Toledo 51

11/20 Charleston 78, UIC 66
Rhode Island 76, Toledo 65

11/19 Rhode Island 75, Charleston 66
UIC 57, Toledo 51

Toledo Subregional Team

Paul Carter (UIC); Andrew Goudelock (Charleston); Hayden Humes (Toledo); Delroy James (Rhode Island); Robo Kreps (UIC), MVP

2009 2K Sports Classic Benefiting Coaches vs. Cancer

Championship Rounds – Madison Square Garden

Final

11/20 #24 Syracuse 87, #4 North Carolina 71

Consolation

11/20 #15 Ohio St. 76, #12 California 70

Semifinals

11/19 #24 Syracuse 95, #12 California 73
#4 North Carolina 77, #15 Ohio St. 73

Sports Illustrated All-Tournament Team

Marcus Ginyard (North Carolina); Wes Johnson (Syracuse)*; Jerome Randle (California); Andy Rautins (Syracuse); Evan Turner (Ohio State)

*American Airlines Most Valuable Player

Syracuse Regional – Carrier Dome

11/11 #25 Syracuse 100, Robert Morris 60
11/9 #25 Syracuse 75, Albany 43

Chapel Hill Regional – Dean E. Smith Center

11/11 #4 North Carolina 89, N.C. Central 42
11/9 #4 North Carolina 88, FIU 72

Columbus Regional – Value City Arena

11/12 #17 Ohio St. 72, James Madison 44
11/9 #17 Ohio St. 100, Alcorn St. 60

Berkeley Regional – Haas Pavilion

11/11 #12 California 95, Detroit Mercy 61
11/9 #12 California 75, Murray St. 70

Albany Subregional – SEFCU Arena

11/22 Detroit Mercy 79, Alcorn St. 59
Albany 71, Robert Morris 66

11/21 Robert Morris 107, Alcorn St. 76
Detroit Mercy 66, Albany 54

11/20 Detroit Mercy 71, Robert Morris 59
Albany 71, Alcorn St. 55

Albany Subregional Team

Jonathan Boyd (Alcorn State); Will Harris (Albany); Eli Holman (UDM), MVP; Xavier Keeling (UDM); Mezie Nwigwe (Robert Morris)

Miami Subregional – U.S. Century Bank Arena

11/23 James Madison 79, N.C. Central 66
Murray St. 84, FIU 71

11/22 James Madison 81, FIU 68
Murray St. 84, N.C. Central 61

11/20 Murray St. 71, James Madison 43
FIU 83, N.C. Central 73

Miami Subregional Team

Ivan Aska (Murray State), MVP; Phil Gary (FIU); Danero Thomas (Murray State); Julius Wells (James Madison); C.J. Wilkerson (NC Central)

2008 2K Sports Classic Benefiting Coaches vs. Cancer

Championship Rounds – Madison Square Garden

Final

11/21 #5 Duke 71, Michigan 56

Consolation

11/21 #4 UCLA 77, Southern Illinois 60

Semifinals

11/20 Michigan 55, #4 UCLA 52
#5 Duke 83, Southern Illinois 58

Sports Illustrated All-Tournament Team

Darren Collison (UCLA); Kevin Dilliard (Southern Illinois); Manny Harris (Michigan); Gerald Henderson (Duke); Kyle Singler (Duke)*

*American Airlines Most Valuable Player

2K EMPIRE CLASSIC BENEFITING WOUNDED WARRIOR PROJECT

Durham Regional – Cameron Indoor Stadium

11/11 #5 Duke 97, Georgia Southern 54

Houston 76, Presbyterian 57

11/10 #5 Duke 80, Presbyterian 49

Georgia Southern 65, Houston 63

Durham Regional MVP – Kyle Singler (Duke)

Los Angeles Regional – Pauley Pavilion

11/13 #4 UCLA 64, Miami (Ohio) 59

Weber St. 78, Prairie View A&M 68

11/12 #4 UCLA 82, Prairie View A&M 58

Miami (Ohio) 70, Weber St. 66

Los Angeles Regional MVP – Darren Collison (UCLA)

Ann Arbor Regional – Crisler Arena

11/12 Michigan 76, Northeastern 56

IUPUI 65, Michigan Tech 51

11/11 Michigan 77, Michigan Tech 55

Northeastern 73, IUPUI 60

Ann Arbor Regional MVP – Manny Harris (Michigan)

Carbondale Regional – SIU Arena

11/12 Southern Illinois 80, Massachusetts 73

11/11 Southern Illinois 66, California (Pa.) 52

Massachusetts 90, Arkansas-Monticello 31

Carbondale Regional MVP – Carlton Fay (Southern Illinois)

2007 2K Sports Classic Benefiting Coaches vs. Cancer

Championship Rounds – Madison Square Garden

Final

11/16 #3 Memphis 81, Connecticut 70

Consolation

11/16 Oklahoma 69, Gardner-Webb 55

Semifinals

11/15 #3 Memphis 63, Oklahoma 53

Connecticut 78, Gardner-Webb 66

Sports Illustrated All-Tournament Team

Chris Douglas-Roberts (Memphis)*; Grayson Flittner (Gardner-Webb); Blake

Griffin (Oklahoma); A.J. Price (Connecticut); Derrick Rose (Memphis)

*American Airlines Most Valuable Player

Norman Regional – Lloyd Noble Center

11/9 Oklahoma 80, Denver 50

San Francisco 87, East Central 70

11/8 Oklahoma 71, San Francisco 55

Denver 76, East Central 75 (OT)

Norman Regional MVP – Blake Griffin (Oklahoma)

Memphis Regional – FedEx Forum

11/6 #3 Memphis 80, Richmond 63

Tennessee- Martin 66, Maine 62

11/5 #3 Memphis 102, Tennessee-Martin 71

Richmond 44, Maine 42

Memphis Regional MVP – Derrick Rose (Memphis)

Lexington Regional – Rupp Arena

11/7 Gardner-Webb 84, #22 Kentucky 68

Central Arkansas 69, Alabama A&M 59

11/6 #22 Kentucky 67, Central Arkansas 40

Gardner-Webb 69, Alabama A&M 55

Lexington Regional MVP – Aaron Linn (Gardner-Webb)

Storrs Regional – Gampel Pavilion

11/8 Connecticut 82, Buffalo 57

Morgan St. 77, Ohio Valley 66

11/7 Connecticut 69, Morgan St. 65

Buffalo 89, Ohio Valley 82

Storrs Regional MVP – A.J. Price (Connecticut)

2006 2K Sports Classic Benefiting Coaches vs. Cancer

Championship Rounds – Madison Square Garden

Final

11/17 Maryland 62, Michigan St. 60

Consolation

11/17 #18 Texas 77, St. John's 76

Semifinals

11/16 Michigan St. 63, #18 Texas 61

Maryland 92, St. John's 60

The Hartford All-Tournament Team

Kevin Durant (Texas); James Gist (Maryland); Drew Neitzel (Michigan State); Avery

Patterson (St. John's); D.J. Strawberry (Maryland)*

*American Airlines Most Valuable Player

Austin Regional – Erwin Events Center

11/10 #19 Texas 92, Chicago St. 66

St. Bonaventure 68, Alcorn St. 59

11/9 #19 Texas 103, Alcorn St. 44

Chicago St. 98, St. Bonaventure 95

Austin Regional MVP – A.J. Abrams (Texas)

East Lansing Regional – Breslin Center

11/9 Michigan St. 86, Youngstown St. 61

Central Michigan 71, Brown 58

11/8 Michigan St. 45, Brown 34

Youngstown St. 74, Central Michigan 50

East Lansing Regional MVP – Drew Neitzel (Michigan State)

New York Regional – Carnesecca Arena

11/11 St. John's 72, Navy 49

Loyola Maryland 65, North Florida 50

11/10 St. John's 74, North Florida 53

Navy 73, Loyola Maryland 61

New York Regional MVP – Avery Patterson (St. John's)

College Park Regional – Comcast Center

11/8 Maryland 81, Vermont 63

Hampton 74, New Orleans 73

11/7 Maryland 102, Hampton 75

Vermont 82, New Orleans 65

College Park Regional MVP – D.J. Strawberry (Maryland)

2005 2K Sports Classic Benefiting Coaches vs. Cancer

Championship Rounds – Madison Square Garden

Final

11/18 Florida 75, #16 Syracuse 70

Consolation

11/18 #18 Wake Forest 78, Texas Tech 73 (2OT)

Semifinals

11/17 #16 Syracuse 81, Texas Tech 46

Florida 77, #18 Wake Forest 72

Hanes Beefy-T All-Tournament Team

Taurean Green (Florida)*; Al Horford (Florida); Jarrius Jackson (Texas Tech); Gerry

McNamara (Syracuse); Trent Strickland (Wake Forest)

*American Airlines Most Valuable Player

Syracuse Regional – Carrier Dome

11/9 #16 Syracuse 67, Cornell 62

Bethune-Cookman 63, St. Francis (Pa.) 52

11/8 #16 Syracuse 68, Bethune-Cookman 37

Cornell 75, St. Francis (Pa.) 54

Peanut Chews Syracuse Regional MVP – Terrence Roberts (Syracuse)

Gainesville Regional – Stephen C. O'Connell Center

11/10 Florida 83, Albany 64

Oakland 72, St. Peter's 69

11/9 Florida 80, St. Peter's 51

Albany 90, Oakland 73

Beef O'Brady's Gainesville Regional MVP – Corey Brewer (Florida)

Lubbock Regional – United Spirit Arena

11/11 Texas Tech 74, Georgia Southern 61

San Jose St. 82, Portland 53

11/10 Texas Tech 88, San Jose St. 54

George Southern 89, Portland 75

Joe Arrington Cancer Center Lubbock Regional MVP – Martin Zeno (TTU)

2K EMPIRE CLASSIC BENEFITING WOUNDED WARRIOR PROJECT

Winston-Salem Regional – Lawrence Joel Coliseum

11/11 #18 Wake Forest 83, George Mason 78 (OT)
UC Irvine 94, Mississippi Valley St. 40
11/10 #18 Wake Forest 78, Mississippi Valley St. 64
George Mason 79, UC Irvine 56

Hanes Beefy-T Winston-Salem Regional MVP – Trent Strickland (WFU)

2004 Coaches vs. Cancer Classic

Championship Rounds – Madison Square Garden

Final

11/19 #6 Syracuse 77, #23 Memphis 62

Consolation

11/19 #14 Mississippi St. 67, Saint Mary's 54

Semifinals

11/18 #6 Syracuse 71, #14 Mississippi St. 58
#23 Memphis 81, Saint Mary's 66

TIAA-CREF All-Tournament Team

Rodney Carney (Memphis); Daniel Kickert (Saint Mary's); Gerry McNamara (Syracuse); Lawrence Roberts (Mississippi State); Hakim Warrick (Syracuse)*

*American Airlines Most Valuable Player

Syracuse Regional – Carrier Dome

11/12 #6 Syracuse 56, Princeton 45
Bucknell 67, Northern Colorado 54
11/11 #6 Syracuse 104, Northern Colorado 54
Princeton 61, Bucknell 48

TIAA-CREF Syracuse Regional MVP – Hakim Warrick (Syracuse)

Birmingham Regional – BJCC Arena

11/12 #14 Mississippi St. 55, Birmingham-Southern 48
Fairfield 62, Alabama A&M 47
11/11 #14 Mississippi St. 53, Fairfield 49
Birmingham-Southern 79, Alabama A&M 69

Birmingham Regional MVP – Winsome Frazier (Mississippi State)

Memphis Regional – FedEx Forum

11/13 #23 Memphis 75, George Mason 58
IPFW 71, Savannah St. 60
11/11 #23 Memphis 102, Savannah St. 40
George Mason 69, IPFW 51

Memphis Regional MVP – Rodney Carney (Memphis)

Berkeley Regional – Hass Pavilion

11/12 Saint Mary's 62, California 51
UC Riverside 74, Belmont 65
11/11 California 78, UC Riverside 61
Saint Mary's 67, Belmont 58

Berkeley Regional MVP – Jonathan Sanders (Saint Mary's)

2003 Coaches vs. Cancer Classic

Madison Square Garden

11/14 #22 Pittsburgh 71, Alabama 62
#18 Saint Joseph's 73, #12 Gonzaga 66
11/13 #21 Wake Forest 85, Memphis 76
#23 Marquette 52, St. John's 45

All-Tournament Team

Travis Diener (Marquette); Taron Downey (Wake Forest) Carl Krauser (Pittsburgh); Jameer Nelson (Saint Joseph's)*; Delonte West (Saint Joseph's)

*Most Valuable Player

CK Crave Player of the Game

Taron Downey (Wake Forest)

TIAA-CREF Player of the Game

Travis Diener (Marquette)

American Airlines Player of the Game

Carl Krauser (Pittsburgh)

Academy Bus Player of the Game

Jameer Nelson (Saint Joseph's)

Roto-Rooter Three-Point Shooter of the Game

Delonte West (Saint Joseph's)

2002 AT&T Wireless Classic

Madison Square Garden

11/15 #18 Marquette 73, Villanova 61
#4 Texas 77, #16 Georgia 71
11/14 Memphis 70, Syracuse 63
#8 Alabama 68, #3 Oklahoma 62

All-Tournament Team

Carmelo Anthony (Syracuse); T.J. Ford (Texas)*; Jeremy Hunt (Memphis); Dwyane Wade (Marquette); Mo Williams (Alabama)

*Most Valuable Player

Sony Playstation / 989 Sports High Scorer of the Game

Carmelo Anthony (Syracuse)

Chevrolet Player of the Game

Jeremy Hunt (Memphis)

Gillette Mach 3 Turbo Three-Point Shooter of the Game

Mo Williams (Alabama)

Foot Locker Player of the Game

Mo Williams (Alabama)

Sony Playstation / 989 Sports High Scorer of the Game

Dwyane Wade (Marquette)

TIAA-CREF Player of the Game

Dwyane Wade (Marquette)

Roto-Rooter Three-Point Shooter of the Game

Brian Boddicker (Texas)

American Airlines Player of the Game

T.J. Ford (Texas)

2001 Coaches vs. Cancer IKON Classic

Madison Square Garden

Final

11/9 Arizona 75, #6 Florida 71

Consolation

11/9 #2 Maryland 82, #16 Temple 74

Semifinals

11/8 Arizona 71, #2 Maryland 67
#6 Florida 72, #16 Temple 64

Chevrolet All-Tournament Team

Wil Bynum (Arizona); Juan Dixon (Maryland); Jason Gardner (Arizona)*; Lynn Greer (Temple); Brett Nelson (Florida)

*American Airlines Most Valuable Player

Foot Locker Sixth Man

David Lee (Florida)

Q104.3 Slam Dunk Award

David Lee (Florida)

2000 Coaches vs. Cancer IKON Classic

Madison Square Garden

Final

11/10 #7 Kansas 82, St. John's 74

Consolation

11/10 #17 UCLA 97, #12 Kentucky 92

Semifinals

11/9 #7 Kansas 99, #17 UCLA 98
St. John's 62, #12 Kentucky 61

Chevrolet All-Tournament Team

Keith Bogans (Kentucky); Omar Cook (St. John's); Drew Gooden (Kansas); Kenny Gregory (Kansas)*; Earl Watson (UCLA)

*American Airlines Most Valuable Player

2K EMPIRE CLASSIC BENEFITING WOUNDED WARRIOR PROJECT

1999 Coaches vs. Cancer IKON Classic

Madison Square Garden

Final

11/12 #13 Stanford 72, Iowa 58

Consolation

11/12 #1 Connecticut 71, #10 Duke 66

Semifinals

11/11 #13 Stanford 80, #10 Duke 79 (OT)
Iowa 70, #1 Connecticut 68

All-Tournament Team

Chris Carawell (Duke); Jarron Collins (Stanford)*; Jason Collins (Stanford); Kevin Freeman (Connecticut); Jacob Jaacks (Iowa)

*American Airlines Most Valuable Player

1998 Coaches vs. Cancer IKON Classic

Madison Square Garden

Final

11/11 #7 Temple 59, Wake Forest 48

Consolation

11/11 Illinois 65, Georgetown 50

Semifinals

11/10 Wake Forest 75, Illinois 73 (OT)
#7 Temple 65, Georgetown 49

All-Tournament Team

Lamont Barnes (Temple)*; Robert O'Kelley (Wake Forest); Corey Bradford (Illinois); Quincy Wadley (Temple); Anthony Perry (Georgetown)

*American Airlines Most Valuable Player

1997 Coaches vs. Cancer IKON Classic

Continental Airlines Arena

Final

11/12 Princeton 38, NC State 36

Consolation

11/12 #19 Georgia 89, #22 Texas 87

Semifinals

11/11 NC State 47, #19 Georgia 45
Princeton 62, #22 Texas 56

All-Tournament Team

Luke Axtell (Texas); Brian Earl (Princeton)*; Steve Goodrich (Princeton); Ray Harrison (Georgia); Kenny Inge (NC State)

*American Airlines Most Valuable Player

1996 Coaches vs. Cancer IKON Classic

Atlantic City Convention Center

12/7 Temple 76, Georgia Tech 58

Saint Joseph's 67, #21 Tulsa 64

1995 Atlantic City Shootout

Atlantic City Convention Center

12/9 Penn State 88, Penn 61

La Salle 68, Marquette 65



**2018 2K EMPIRE CLASSIC benefiting
WOUNDED WARRIOR PROJECT CHAMPIONS
IOWA HAWKEYES**

2K EMPIRE CLASSIC BENEFITING WOUNDED WARRIOR PROJECT

ALL-TIME TEAM BY TEAM RESULTS

Akron2-2	Bryant1-3	Detroit Mercy6-6
11/19/11 Duquesne 81, Akron 76	11/28/15 Georgetown 77, Bryant 47	11/22/17 Detroit Mercy 72, Saint Louis 70
11/18/11 Valparaiso 62, Akron 59	11/21/15 Siena 78, Bryant 59	11/19/17 Detroit Mercy 116, HBU 109 (OT)
11/12/11 Akron 95, Hiram 65	11/20/15 Bryant 71, Prairie View A&M 58	11/18/17 Seattle 102, Detroit Mercy 71
11/9/11 Akron 68, Mississippi St. 58	11/14/15 #5 Duke 113, Bryant 75	11/10/17 Virginia Tech 111, Detroit Mercy 79
Alabama5-1	Bucknell5-1	11/24/13 Stony Brook 104, Detroit Mercy 102 (3OT)
11/16/12 Alabama, 77, Villanova 55*	11/18/12 Bucknell 69, West Alabama 52	11/23/13 Toledo 80, Detroit Mercy 78
11/15/12 Alabama 65, Oregon State 62	11/17/12 Bucknell 62, New Mexico St. 49	11/22/13 Detroit Mercy 77, FAU 44
11/11/12 Alabama 80, West Alabama 49	11/16/12 Bucknell 88, Niagara 71	11/14/13 #19 Connecticut 101, Detroit Mercy 55
11/9/12 Alabama 70, South Dakota St. 67	11/9/12 Bucknell 70, Purdue 65	11/22/09 Detroit Mercy 79, Alcorn St. 59
11/14/03 #22 Pittsburgh 71, Alabama 62	11/12/04 Bucknell 67, Northern Colo. 54	11/21/09 Detroit Mercy 66, Albany 54
11/14/02 #8 Alabama 68, #3 Oklahoma 62	11/11/04 Princeton 61, Bucknell 48	11/20/09 Detroit Mercy 71, Robert Morris 59
Alabama A&M0-4	Buffalo1-1	11/11/09 #12 California 95, Detroit Mercy 61
11/7/07 Central Arkansas 69, Ala. A&M 59	11/8/07 Connecticut 82, Buffalo 57	District of Columbia (UDC)1-5
11/6/07 Gardner-Webb 69, Alabama A&M 55	11/7/07 Buffalo 89, Ohio Valley 82	11/18/12 South Dakota St. 96, UDC 48
11/12/04 Fairfield 62, Alabama A&M 47	California7-4	11/17/12 Hofstra 74, UDC 59
11/11/04 Birmingham-Southern 79, Ala. A&M 69	11/15/19 California 82, CBU 62	11/16/12 Marshall 80, UDC 58
Albany3-3	11/21/14 #10 Texas 71, California 55*	11/9/12 Villanova 75, UDC 58
11/22/09 Albany 71, Robert Morris 66	11/20/14 California 73, #23 Syracuse 59	11/20/11 UDC 87, Indiana-Kokomo 51
11/21/09 Detroit Mercy 66, Albany 54	11/16/14 California 93, Kennesaw St. 59	11/18/11 Duquesne 97, UDC 81
11/20/09 Albany 71, Alcorn St. 55	11/14/14 California 91, Alcorn St. 57	Duke10-2
11/9/09 #25 Syracuse 75, Albany 43	11/20/09 #15 Ohio St. 76, #12 California 70^	11/15/19 #2 Duke 74, Georgia State 63
11/10/05 Florida 83, Albany 64	11/19/09 #24 Syracuse 95, #12 California 73	11/12/19 #2 Duke 105, Central Arkansas 54
11/09/05 Albany 90, Oakland 73	11/11/09 #12 California 95, Detroit Mercy 61	11/22/15 #5 Duke 86, Georgetown 84*
Alcorn State0-10	11/9/09 #12 California 75, Murray St. 70	11/20/15 #5 Duke 79, VCU 71
11/22/14 Kennesaw St. 83, Alcorn St. 80	11/12/04 Saint Mary's 62, California 51	11/14/15 #5 Duke 113, Bryant 75
11/21/14 Hampton 82, Alcorn St. 69	11/11/04 California 78, UC Riverside 61	11/13/15 #5 Duke 92, Siena 74
11/16/14 #10 Texas 85, Alcorn St. 53	California Baptist0-2	11/21/08 #5 Duke 71, Michigan 56*
11/14/14 California 91, Alcorn St. 57	11/15/19 California 82, CBU 62	11/20/08 #5 Duke 83, Southern Illinois 58
11/22/09 Detroit Mercy 79, Alcorn St. 59	11/12/19 Texas 67, CBU 54	11/11/08 #5 Duke 97, Georgia Southern 54
11/21/09 Robert Morris 107, Alcorn St. 76	California (Pa.)0-1	11/10/08 #5 Duke 80, Presbyterian 49
11/20/09 Albany 71, Alcorn St. 55	11/11/08 Southern Illinois 66, California (Pa.) 52	11/12/99 #1 Connecticut 71, #10 Duke 66^
11/9/09 #17 Ohio St. 100, Alcorn St. 60	Central Arkansas1-3	11/11/99 #13 Stanford 80, #10 Duke 79 (OT)
11/10/06 St. Bonaventure 68, Alcorn St. 59	11/12/19 #2 Duke 105, Central Arkansas 54	Duquesne2-2
11/09/06 #19 Texas 103, Alcorn St. 44	11/9/19 Georgetown 89, Central Arkansas 78	11/20/11 Valparaiso 84, Duquesne 68
Arizona5-1	11/7/07 Central Arkansas 69, Alabama A&M 59	11/19/11 Duquesne 81, Akron 76
11/18/11 Mississippi St. 67, #16 Arizona 57*	11/6/07 #22 Kentucky 67, Central Arkansas 40	11/18/11 Duquesne 97, UDC 81
11/17/11 #16 Arizona 81, St. John's 72	Central Michigan1-1	11/9/11 #16 Arizona 67, Duquesne 59
11/9/11 #16 Arizona 67, Duquesne 59	11/9/06 Central Michigan 71, Brown 58	East Central0-2
11/7/11 #16 Arizona 73 Valparaiso 64	11/8/06 Youngstown St. 74, Central Michigan 50	11/9/07 San Francisco 87, East Central 70
11/9/01 Arizona 75, #6 Florida 71*	Charleston2-2	11/8/07 Denver 76, East Central 75
11/8/01 Arizona 71, #2 Maryland 67	11/21/10 Charleston 64, Toledo 51	Eastern Kentucky2-2
Arkansas-Monticello0-1	11/20/10 Charleston 78, UIC 66	11/20/11 Lehigh 76, Eastern Kentucky 51
11/11/08 Massachusetts 90, Ark.-Monticello 71	11/19/10 Rhode Island 75, Charleston 66	11/19/11 Eastern Kentucky 63, William & Mary 44
Belmont2-4	11/10/10 Maryland 75, Charleston 74	11/18/11 Eastern Kentucky 73, Liberty 65
11/22/17 Providence 66, Belmont 65	Chicago State1-1	11/7/11 Mississippi St. 76 Eastern Kentucky 66
11/19/17 Belmont 90, Seattle 77	11/10/06 #19 Texas 92, Chicago St. 66	Eastern Michigan1-3
11/18/17 Belmont 93, Houston Baptist 88	11/9/06 Chicago St. 98, St. Bonaventure 95	11/19/16 IUPUI 83, Eastern Michigan 71
11/10/17 Washington 86, Belmont 82	Connecticut11-3	11/18/16 Eastern Michigan 76, Gardner-Webb 68
11/12/04 UC Riverside 74, Belmont 65	11/16/18 Iowa 91, Connecticut 72*	11/13/16 SMU 91, Eastern Michigan 64
11/11/04 Saint Mary's 67, Belmont 58	11/15/18 Connecticut 83, #15 Syracuse 76	11/11/16 Pittsburgh 93, Eastern Michigan 90 (2OT)
Bethune-Cookman1-1	11/11/18 Connecticut 94, UMKC 66	Eastern Washington3-5
11/9/05 Beth.-Cook. 63, St. Francis (Pa.) 52	11/8/18 Connecticut 80, Morehead State 70	11/17/18 Eastern Washington 87, UMKC 80 (OT)
11/8/05 #16 Syracuse 68, Beth.-Cook. 37	11/22/13 #18 Connecticut 59, Indiana 58*	11/16/18 Green Bay 82, Eastern Washington 78 (OT)
Birmingham-Southern1-1	11/21/13 #18 Connecticut 72, Boston College 70	11/9/18 #14 Oregon 81, Eastern Washington 47
11/12/04 #14 Mississippi St. 55, Birm.-South. 48	11/17/13 #19 Connecticut 77, Boston Univ. 60	11/6/18 #16 Syracuse 66, Eastern Washington 34
11/11/04 Birm.-South. 79, Alabama A&M 69	11/14/13 #19 Connecticut 101, Detroit Mercy 55	11/24/13 UC Irvine 81, Eastern Washington 54
Boston College2-2	11/16/07 #3 Memphis 81, Connecticut 70*	11/23/13 Eastern Washington 102, LIU Brooklyn 70
11/22/13 Boston College 89, Washington 78^	11/15/07 Connecticut 78, Gardner-Webb 66	11/22/13 Eastern Washington 80, Boston Univ. 68
11/21/13 #18 Connecticut 72, Boston College 70	11/8/07 Connecticut 82, Buffalo 57	11/17/13 Washington 92, Eastern Washington 80
11/17/13 Boston College 82, FAU 79	11/7/07 Connecticut 69, Morgan St. 65	Fairfield1-1
11/14/13 Toledo 95, Boston College 92	11/12/99 #1 Connecticut 71, #10 Duke 66^	11/12/04 Fairfield 62, Alabama A&M 47
Boston University2-2	11/11/99 Iowa 70, #1 Connecticut 68	11/11/04 #14 Mississippi St. 53, Fairfield 49
11/24/13 Boston Univ. 72, LIU Brooklyn 57	Cornell1-1	Florida5-1
11/23/13 Boston Univ. 74, UC Irvine 68	11/9/05 #16 Syracuse 67, Cornell 62	11/18/05 Florida 75, #16 Syracuse 70*
11/22/13 Eastern Wash. 80, Boston Univ. 68	11/8/05 Cornell 75, St. Francis (Pa.) 54	11/17/05 Florida 77, #18 Wake Forest 72
11/17/13 #19 UConn 77, Boston Univ. 60	Denver1-1	11/10/05 Florida 83, Albany 64
Brown0-2	11/9/07 Oklahoma 80, Denver 50	11/9/05 Florida 80, St. Peter's 51
11/9/06 Central Michigan 71, Brown 58	11/8/07 Denver 76, East Central 75 (OT)	11/9/01 Arizona 75, #6 Florida 71*
11/8/06 Michigan St. 45, Brown 34		11/8/01 #6 Florida 72, #16 Temple 64

*Championship ^Consolation

2K EMPIRE CLASSIC BENEFITING WOUNDED WARRIOR PROJECT

Florida Atlantic (FAU) 0-4	Houston Baptist 0-4	Liberty 0-4
11/24/13 Toledo 94, FAU 74	11/21/17 Virginia Tech 99, Houston Baptist 73	11/20/11 William & Mary 65, Liberty 64
11/23/13 Stony Brook 67, FAU 61	11/19/17 Detroit Mercy 116, HBU 109 (OT)	11/19/11 Lehigh 90, Liberty 80
11/22/13 Detroit Mercy 77, FAU 44	11/18/17 Belmont 93, Houston Baptist 88	11/18/11 Eastern Kentucky 73, Liberty 65
11/17/13 Boston College 82, FAU 79	11/10/17 Providence 84, Houston Baptist 55	11/9/11 #19 Texas A&M 81, Liberty 59
Florida International (FIU) 1-3	Howard 0-4	LIU Brooklyn 0-4
11/23/09 Murray St. 84, FIU 71	11/19/16 Gardner-Webb 94, Howard 78	11/24/13 Boston Univ. 72, LIU Brooklyn 57
11/22/09 James Madison 81, FIU 68	11/18/16 IUPUI 77, Howard 55	11/23/13 Eastern Washington 102, LIU Brooklyn 70
11/20/09 FIU 83, N.C. Central 73	11/14/16 Marquette 81, Howard 49	11/22/13 UC Irvine 84, LIU Brooklyn 64
11/9/09 #4 North Carolina 88, FIU 72	11/11/08 Michigan 76, Howard 58	11/12/13 #23 Indiana 73, LIU Brooklyn 72
Gardner-Webb 3-5	Illinois 4-2	Louisiana Tech 3-1
11/19/16 Gardner-Webb 94, Howard 78	11/19/10 #16 Illinois 80, Maryland 76^	11/21/10 Louisiana Tech 76, UC Irvine 72
11/18/16 Eastern Michigan 76, Gardner-Webb 68	11/18/10 #22 Texas 90, #16 Illinois 84 (OT)	11/20/10 Louisiana Tech 80, Navy 65
11/14/16 Pittsburgh 99, Gardner-Webb 80	11/10/10 #16 Illinois 84, Toledo 45	11/19/10 Louisiana Tech 85, Seattle 72
11/11/16 SMU 72, Gardner-Webb 44	11/8/10 #16 Illinois 79, UC Irvine 65	11/10/10 #25 Texas 89, Louisiana Tech 58
11/16/07 Oklahoma 69, Gardner-Webb 55^	11/11/98 Illinois 65, Georgetown 50^	Loyola Maryland 1-1
11/15/07 Connecticut 78, Gardner-Webb 66	11/10/98 Wake Forest 75, Illinois 73 (OT)	11/11/06 Loyola Maryland 65, North Florida 50
11/7/07 Gardner-Webb 84, #22 Kentucky 68	Illinois-Chicago (UIC) 2-2	11/10/06 Navy 73, Loyola Maryland 61
11/6/07 Gardner-Webb 69, Alabama A&M 55	11/21/10 UIC 74, Rhode Island 68	Maine 0-2
George Mason 2-2	11/20/10 Charleston 78, UIC 66	11/6/07 Tennessee-Martin 66, Maine 62
11/11/05 #18 Wake Forest 83, G. Mason 78 (OT)	11/19/10 UIC 57, Toledo 51	11/5/07 Richmond 44, Maine 42
11/10/05 George Mason 79, UC Irvine 56	11/10/10 #4 Pittsburgh 97, UIC 54	Marquette 4-3
11/13/04 #23 Memphis 75, George Mason 58	Indiana 3-1	11/22/16 Marquette 104, IUPUI 79
11/11/04 George Mason 69, IPFW 51	11/22/13 #18 Connecticut 59, Indiana 58^	11/18/16 Pittsburgh 78, Marquette 75^
Georgetown 4-4	11/21/13 Indiana 102, Washington 84	11/17/16 Michigan 79, Marquette 61
11/17/19 Georgetown 91, Georgia State 83	11/17/13 #23 Indiana 90, Stony Brook 74	11/14/16 Marquette 81, Howard 49
11/9/19 Georgetown 89, Central Arkansas 78	11/12/13 #23 Indiana 73, LIU Brooklyn 72	11/13/03 #23 Marquette 52, St. John's 45
11/28/15 Georgetown 77, Bryant 47	Indiana-Kokomo 0-2	11/15/02 #18 Marquette 73, Villanova 61
11/22/15 #5 Duke 86, Georgetown 84*	11/20/11 UDC 87, Indiana-Kokomo 51	12/9/95 La Salle 68, Marquette 65
11/20/15 Georgetown 71, Wisconsin 61	11/19/11 Valparaiso 79, Indiana-Kokomo 48	Marshall 1-3
11/14/15 Radford 82, Georgetown 80 (2OT)	Iowa 7-3	11/18/12 Hofstra 103, Marshall 100 (2OT)
11/11/98 Illinois 65, Georgetown 50^	11/16/18 Iowa 91, Connecticut 72*	11/17/12 South Dakota St. 78, Marshall 77
11/10/98 #7 Temple 65, Georgetown 49	11/15/18 Iowa 77, #13 Oregon 69	11/16/12 Marshall 80, UDC 58
Georgia 1-2	11/11/18 Iowa 93, Green Bay 82	11/11/12 Villanova 80, Marshall 68
11/15/02 #4 Texas 77, #16 Georgia 71	11/8/18 Iowa 77, UMKC 63	Maryland 7-3
11/12/97 #19 Georgia 89, #22 Texas 87^	11/21/14 #23 Syracuse 66, Iowa 63^	11/19/10 #16 Illinois 80, Maryland 76^
11/11/97 NC St. 47, #19 Georgia 45	11/20/14 #10 Texas 71, Iowa 57	11/18/10 #4 Pittsburgh 79, Maryland 70
Georgia Southern 2-2	11/16/14 Iowa 87, North Dakota St. 56	11/10/10 Maryland 75, Charleston 74
11/11/08 #5 Duke 97, Georgia Southern 54	11/14/14 Iowa 90, Hampton 56	11/8/10 Maryland 105, Seattle 76
11/10/08 Georgia Southern 65, Houston 63	11/12/99 #13 Stanford 72, Iowa 58*	11/17/06 Maryland 62, Michigan St. 60*
11/11/05 Texas Tech 74, Georgia Southern 61	11/11/99 Iowa 70, #1 Connecticut 68	11/16/06 Maryland 92, St. John's 60
11/10/05 Georgia Southern 89, Portland 75	Indiana Univ.-Purdue Univ. Indianapolis (IUPUI) .. 3-3	11/8/06 Maryland 81, Vermont 63
Georgia State 0-2	11/22/16 Marquette 104, IUPUI 79	11/7/06 Maryland 102, Hampton 75
11/17/19 Georgetown 91, Georgia State 83	11/19/16 IUPUI 83, Eastern Michigan 71	11/9/01 #2 Maryland 82, #16 Temple 74^
11/15/19 #2 Duke 74, Georgia State 63	11/18/16 IUPUI 77, Howard 55	11/8/01 Arizona 71, #2 Maryland 67
Georgia Tech 0-1	11/13/16 Michigan 77, IUPUI 65	Massachusetts 1-1
12/7/96 Temple 76, Georgia Tech 58	11/12/08 IUPUI 65, Michigan Tech 51	11/12/08 Southern Illinois 80, Massachusetts 73
Gonzaga 0-1	11/11/08 Northeastern 73, IUPUI 60	11/11/08 Massachusetts 90, Arkansas-Monticello 71
11/14/03 #18 Saint Joseph's 73, #12 Gonzaga 66	James Madison 2-2	Memphis 8-2
Green Bay 2-2	11/23/09 James Madison 79, N.C. Central 66	11/16/07 #3 Memphis 81, Connecticut 70*
11/20/18 #21 Oregon 83, Green Bay 72	11/22/09 James Madison 81, FIU 68	11/15/07 #3 Memphis 63, Oklahoma 53
11/17/18 Green Bay 87, Morehead State 70	11/20/09 Murray St. 71, James Madison 43	11/6/07 #3 Memphis 80, Richmond 63
11/16/18 Green Bay 82, E. Washington 78 (OT)	11/12/09 #17 Ohio St. 72, James Madison 44	11/5/07 #3 Memphis 102, Tennessee-Martin 71
11/11/18 Iowa 93, Green Bay 82	Kansas 2-0	11/19/04 #6 Syracuse 77, #23 Memphis 62*
Hampton 2-4	11/10/00 #7 Kansas 82, St. John's 74*	11/18/04 #23 Memphis 81, Saint Mary's 66
11/22/14 North Dakota St. 74, Hampton 66	11/9/00 #7 Kansas 99, #17 UCLA 98	11/13/04 #23 Memphis 75, George Mason 58
11/21/14 Hampton 82, Alcorn St. 69	Kennesaw State 1-3	11/11/04 #23 Memphis 102, Savannah St. 40
11/16/14 #23 Syracuse 64, Hampton 47	11/22/14 Kennesaw St. 83, Alcorn St. 80	11/13/03 #21 Wake Forest 85, Memphis 76
11/14/14 Iowa 90, Hampton 56	11/21/14 North Dakota St. 68, Kennesaw St. 55	11/14/02 Memphis 70, Syracuse 63
11/8/06 Hampton 74, New Orleans 73	11/16/14 California 93, Kennesaw State 59	Miami (Ohio) 1-1
11/7/06 Maryland 102, Hampton 75	11/14/14 #23 Syracuse 89, Kennesaw State 42	11/13/08 #4 UCLA 64, Miami (Ohio) 59
Hiram 0-1	Kentucky 1-3	11/12/08 Miami (Ohio) 70, Weber St. 66
11/12/11 Akron 95, Hiram 65	11/7/07 Gardner-Webb 84, #22 Kentucky 68	Michigan 7-1
Hofstra 3-1	11/6/07 #22 Kentucky 67, Central Arkansas 40	11/19/16 Michigan 76, SMU 54*
11/18/12 Hofstra 103, Marshall 100 (2OT)	11/10/00 #17 UCLA 97, #12 Kentucky 92^	11/18/16 Michigan 79, Marquette 61
11/17/12 Hofstra 74, UDC 59	11/9/00 St. John's 62, #12 Kentucky 61	11/13/16 Michigan 77, IUPUI 65
11/16/12 Hofstra 66, South Dakota St. 63	La Salle 1-0	11/11/16 Michigan 76, Howard 58
11/11/12 Purdue 83, Hofstra 54	12/9/95 La Salle 68, Marquette 65	11/21/08 #5 Duke 71, Michigan 56*
Houston 1-1	Lehigh 3-1	11/20/08 Michigan 55, #4 UCLA 52
11/11/08 Houston 76, Presbyterian 57	11/20/11 Lehigh 76, Eastern Kentucky 51	11/12/08 Michigan 76, Northeastern 56
11/10/08 Georgia Southern 65, Houston 63	11/19/11 Lehigh 90, Liberty 80	11/11/08 Michigan 77, Michigan Tech 55
	11/18/11 Lehigh 82, William & Mary 57	
	11/9/11 St. John's 78, Lehigh 73	

*Championship ^Consolation

2K EMPIRE CLASSIC BENEFITING WOUNDED WARRIOR PROJECT

Michigan State 3-1

11/17/06 Maryland 62, Michigan St. 60*
 11/16/06 Michigan St. 63, #18 Texas 61
 11/9/06 Michigan St. 86, Youngstown St. 61
 11/8/06 Michigan St. 45, Brown 34

Michigan Tech 0-2

11/12/08 IUPUI 65, Michigan Tech 51
 11/11/08 Michigan 77, Michigan Tech 55

Mississippi State 6-2

11/18/11 Mississippi St. 67, #16 Arizona 57*
 11/17/11 Mississippi St. 69, #18 Texas A&M 60
 11/9/11 Akron 68, Mississippi St. 58
 11/7/11 Mississippi St. 76 E. Kentucky 66
 11/19/04 #14 Mississippi St. 67, Saint Mary's 54^
 11/18/04 #6 Syracuse 71, #14 Mississippi St. 58
 11/12/04 #12 Miss. St. 55, Birm.-Southern 48
 11/11/04 #12 Mississippi St. 53, Fairfield 49

Mississippi Valley State 0-2

11/11/05 UC Irvine 94, Mississippi Valley St. 40
 11/10/05 #18 Wake Forest 78, Miss. Valley St. 64

Missouri-Kansas City (UMKC) 0-4

11/17/18 Eastern Washington 87, UMKC 80 (OT)
 11/16/18 Morehead State 99, UMKC 89
 11/11/18 Connecticut 94, UMKC 66
 11/8/18 Iowa 77, UMKC 63

Morgan State 1-1

11/8/07 Morgan St. 77, Ohio Valley 66
 11/7/07 Connecticut 69, Morgan St. 65

Morehead State 1-3

11/17/18 Green Bay 87, Morehead State 70
 11/16/18 Morehead State 99, UMKC 89
 11/10/18 #16 Syracuse 84, Morehead State 70
 11/8/18 Connecticut 80, Morehead State 70

Murray State 3-1

11/23/09 Murray St. 84, FIU 71
 11/22/09 Murray St. 84, N.C. Central 61
 11/20/09 Murray St. 71, James Madison 43
 11/9/09 #12 California 75, Murray St. 70

Navy 1-5

11/21/10 Seattle 75, Navy 70
 11/20/10 Louisiana Tech 80, Navy 65
 11/19/10 UC Irvine 75, Navy 60
 11/8/10 #25 Texas 83, Navy 52
 11/11/06 St. John's 72, Navy 49
 11/10/06 Navy 73, Loyola Maryland 61

New Mexico State 1-3

11/21/12 New Mex St. 67, Northern New Mex. 37
 11/18/12 Niagara 86, New Mexico St. 83
 11/17/12 Bucknell 62, New Mexico St. 49
 11/11/12 Oregon St. 71, New Mexico St. 62

New Orleans 0-2

11/8/06 Hampton 74, New Orleans 73
 11/7/06 Vermont 82, New Orleans 65

Niagara 1-2

11/18/12 Niagara 86, New Mexico St. 83
 11/16/12 Bucknell 88, Niagara 71
 11/9/12 Oregon St. 102, Niagara 83

North Carolina 3-1

11/20/09 #24 Syracuse 87, #4 North Carolina 71*
 11/19/09 #4 North Carolina 77, #15 Ohio St. 73
 11/11/09 #4 North Carolina 89, N.C. Central 42
 11/9/09 #4 North Carolina 88, FIU 72

North Carolina Central 0-4

11/23/09 James Madison 73, N.C. Central 66
 11/22/09 Murray St. 84, N.C. Central 61
 11/20/09 FIU 83, N.C. Central 73
 11/11/09 #4 North Carolina 89, N.C. Central 42

NC State 1-1

11/12/97 Princeton 38, NC St. 36*
 11/11/97 NC St. 47, #19 Georgia 45

North Dakota State 2-2

11/22/14 North Dakota St. 74, Hampton 66
 11/21/14 North Dakota St. 68, Kennesaw St. 55
 11/16/14 Iowa 87, North Dakota St. 56
 11/14/14 #10 Texas 85, North Dakota St. 50

North Florida 0-2

11/11/06 Loyola Maryland 65, North Florida 50
 11/10/06 St. John's 74, North Florida 53

Northeastern 1-1

11/12/08 Michigan 76, Northeastern 56
 11/11/08 Northeastern 73, IUPUI 60

Northern Colorado 0-2

11/12/04 Bucknell 67, Northern Colorado 54
 11/11/04 #6 Syracuse 104, Northern Colorado 54

Northern New Mexico 0-1

11/21/12 New Mex. St. 67, North. New Mex. 37

Oakland 1-1

11/10/05 Oakland 72, St. Peter's 69
 11/9/05 Albany 90, Oakland 73

Ohio State 3-1

11/20/09 #15 Ohio St. 76, #12 California 70^
 11/19/09 #4 North Carolina 77, #15 Ohio St. 73
 11/12/09 #17 Ohio St. 72, James Madison 44
 11/9/09 #17 Ohio St. 100, Alcorn St. 60

Ohio Valley 0-2

11/8/07 Morgan St. 77, Ohio Valley 66
 11/7/07 Buffalo 89, Ohio Valley 82

Oklahoma 3-2

11/16/07 Oklahoma 69, Gardner-Webb 55^
 11/15/07 #3 Memphis 63, Oklahoma 53
 11/9/07 Oklahoma 80, Denver 50
 11/8/07 Oklahoma 71, San Francisco 55
 11/14/02 #8 Alabama 68, #3 Oklahoma 62

Oregon 3-1

11/20/18 #21 Oregon 83, Green Bay 72
 11/16/18 #13 Oregon 80, #15 Syracuse 65^
 11/15/18 Iowa 77, #13 Oregon 69
 11/9/18 #14 Oregon 81, Eastern Washington 47

Oregon State 3-1

11/16/12 Oregon St. 66, Purdue 58^
 11/15/12 Alabama 65, Oregon St. 62
 11/11/12 Oregon St. 71, New Mexico St. 62
 11/9/12 Oregon St. 102, Niagara 83

Pennsylvania 0-1

12/9/95 Penn St. 88, Pennsylvania 61

Penn State 1-0

12/9/95 Penn St. 88, Pennsylvania 61

Pittsburgh 8-1

11/19/16 Pittsburgh 78, Marquette 75^
 11/18/16 SMU 76, Pittsburgh 67
 11/14/16 Pittsburgh 99, Gardner-Webb 80
 11/11/16 Pittsburgh 93, Eastern Michigan 90 (2OT)
 11/19/10 #4 Pittsburgh 68, #22 Texas 66*
 11/18/10 #4 Pittsburgh 79, Maryland 70
 11/10/10 #4 Pittsburgh 97, UIC 54
 11/8/10 #4 Pittsburgh 83, Rhode Island 75
 11/14/03 #22 Pittsburgh 71, Alabama 62

Portland 0-2

11/11/05 San Jose St. 82, Portland 53
 11/10/05 Ga. Southern 89, Portland 75

Prairie View A&M 0-7

11/15/19 Texas 70, Prairie View A&M 56
 11/25/15 Wisconsin 85, Prairie View A&M 67
 11/21/15 Radford 64, Prairie View A&M 56
 11/20/15 Bryant 71, Prairie View A&M 58
 11/13/15 VCU 75, Prairie View A&M 50
 11/13/08 Weber St. 78, Prairie View A&M 68
 11/12/08 #4 UCLA 82, Prairie View A&M 58

Presbyterian 0-2

11/11/08 Houston 76, Presbyterian 57
 11/10/08 #5 Duke 80, Presbyterian 49

Princeton 3-1

11/12/04 #6 Syracuse 56, Princeton 45
 11/11/04 Princeton 61, Bucknell 48
 11/12/97 Princeton 38, NC St. 36*
 11/11/97 Princeton 62, #22 Texas 56

Providence 4-0

11/22/17 Providence 66, Belmont 65
 11/17/17 Providence 90, Saint Louis 63*
 11/16/17 Providence 77, Washington 70
 11/10/17 Providence 84, Houston Baptist 55

Purdue 1-3

11/16/12 Oregon St. 66, Purdue 58^
 11/15/12 Villanova 89, Purdue 81 (OT)
 11/11/12 Purdue 83, Hofstra 54
 11/9/12 Bucknell 70, Purdue 65

Purdue Fort Wayne (formerly IPFW) 1-1

11/13/04 IPFW 71, Savannah St. 60
 11/11/04 George Mason 69, IPFW 51

Radford 2-2

11/21/15 Radford 64, Prairie View A&M 56
 11/20/15 Siena 76, Radford 62
 11/16/15 VCU 92, Radford 74
 11/14/15 Radford 82, Georgetown 80 (2OT)

Rhode Island 2-2

11/21/10 UIC 74, Rhode Island 68
 11/20/10 Rhode Island 76, Toledo 65
 11/19/10 Rhode Island 75, Charleston 66
 11/8/10 #4 Pittsburgh 83, Rhode Island 75

Richmond 1-1

11/6/07 #3 Memphis 80, Richmond 63
 11/5/07 Richmond 44, Maine 42

Robert Morris 1-3

11/22/09 Albany 71, Robert Morris 66
 11/21/09 Robert Morris 107, Alcorn St. 76
 11/20/09 Detroit Mercy 71, Robert Morris 59
 11/11/09 #25 Syracuse 100, Robert Morris 60

St. Bonaventure 1-1

11/10/06 St. Bonaventure 68, Alcorn St. 59
 11/9/06 Chicago St. 98, St. Bonaventure 95

St. Francis (Pa.) 0-2

11/9/05 Bethune-Cookman 63, St. Fran. (Pa.) 52
 11/8/05 Cornell 75, St. Francis (Pa.) 54

St. John's 5-6

11/18/11 #18 Texas A&M 58, St. John's 57^
 11/17/11 #16 Arizona 81, St. John's 72
 11/9/11 St. John's 78, Lehigh 73
 11/7/11 St. John's 74, William & Mary 59
 11/17/06 #18 Texas 77, St. John's 76^
 11/16/06 Maryland 92, St. John's 60
 11/11/06 St. John's 72, Navy 49
 11/10/06 St. John's 74, North Florida 53
 11/13/03 #23 Marquette 52, St. John's 45
 11/10/00 #7 Kansas 82, St. John's 74*
 11/9/00 St. John's 62, #12 Kentucky 61

Saint Joseph's 2-0

11/14/03 #18 Saint Joseph's 73, #12 Gonzaga 66
 12/7/96 Saint Joseph's 67, #21 Tulsa 64

Saint Louis 2-2

11/22/17 Detroit Mercy 72, Saint Louis 70
 11/17/17 Providence 90, Saint Louis 63*
 11/16/17 Saint Louis 77, Virginia Tech 71
 11/10/17 Saint Louis 62, Seattle 46

Saint Mary's 2-2

11/19/04 #14 Mississippi St. 67, Saint Mary's 54^
 11/18/04 #23 Memphis 81, Saint Mary's 66
 11/12/04 Saint Mary's 62, California 51
 11/11/04 Saint Mary's 67, Belmont 58

St. Peter's 0-2

11/10/05 Oakland 72, St. Peter's 69
 11/9/05 Florida 80, St. Peter's 51

2K EMPIRE CLASSIC BENEFITING WOUNDED WARRIOR PROJECT

San Francisco 1-1

11/9/07 San Francisco 78, East Central 70
11/8/07 Oklahoma 71, San Francisco 55

San Jose State 1-1

11/11/05 San Jose St. 82, Portland 53
11/10/05 Texas Tech 88, San Jose St. 54

Savannah State 0-2

11/13/04 IPFW 71, Savannah St. 60
11/11/04 #23 Memphis 102, Savannah St. 40

Seattle 2-6

11/24/17 Washington 89, Seattle 84
11/19/17 Belmont 90, Seattle 77
11/18/17 Seattle 102, Detroit Mercy 71
11/10/17 Saint Louis 62, Seattle 46
11/21/10 Seattle 75, Navy 70
11/20/10 UC Irvine 85, Seattle 77
11/19/10 Louisiana Tech 85, Seattle 72
11/8/10 Maryland 105, Seattle 76

Siena 2-2

11/21/15 Siena 78, Bryant 59
11/20/15 Siena 76, Radford 62
11/15/15 #17 Wisconsin 92, Siena 65
11/3/15 #5 Duke 92, Siena 74

South Dakota State 2-2

11/18/12 South Dakota St. 96, UDC 48
11/17/12 South Dakota St. 78, Marshall 77
11/16/12 Hofstra 66, South Dakota St. 63
11/9/12 Alabama 70, South Dakota St. 67

Southern Illinois 2-2

11/21/08 #4 UCLA 77, Southern Illinois 60^
11/20/08 #5 Duke 83, Southern Illinois 58
11/12/08 Southern Illinois 80, Massachusetts 73
11/11/08 Southern Illinois 66, California (Pa.) 52

Southern Methodist (SMU) 3-1

11/19/16 Michigan 76, SMU 54*
11/18/16 SMU 76, Pittsburgh 67
11/13/16 SMU 91, Eastern Michigan 64
11/11/16 SMU 72, Gardner-Webb 44

Stanford 2-0

11/12/99 #13 Stanford 72, Iowa 58*
11/11/99 #13 Stanford 80, #10 Duke 79 (OT)

Stony Brook 2-2

11/24/13 Stony Brook 104, Det. Mercy 102 (3OT)
11/23/13 Stony Brook 67, FAU 61
11/22/13 Toledo 103, Stony Brook 99
11/17/13 #23 Indiana 90, Stony Brook 74

Syracuse 16-5

11/16/18 #13 Oregon 80, #15 Syracuse 65^
11/15/18 Connecticut 83, #15 Syracuse 76
11/10/18 #16 Syracuse 84, Morehead State 70
11/6/18 #16 Syracuse 66, E. Washington 34
11/21/14 #23 Syracuse 66, Iowa 63^
11/20/14 California 73, #23 Syracuse 59
11/16/14 #23 Syracuse 65, Hampton 47
11/14/14 #23 Syracuse 89, Kennesaw St. 42
11/20/09 #24 Syracuse 87, #4 North Carolina 71*
11/19/09 #24 Syracuse 95, #12 California 73
11/11/09 #25 Syracuse 100, Robert Morris 60
11/9/09 #25 Syracuse 75, Albany 43
11/18/05 Florida 75, #16 Syracuse 70*
11/17/05 #16 Syracuse 81, Texas Tech 46
11/9/05 #16 Syracuse 67, Cornell 62
11/8/05 #16 Syracuse 68, Bethune-Cookman 37
11/19/04 #6 Syracuse 77, #23 Memphis 62*
11/18/04 #6 Syracuse 71, #12 Mississippi St. 58
11/12/04 #6 Syracuse 56, Princeton 45
11/11/04 #6 Syracuse 104, Northern Colorado 54
11/14/02 Memphis 70, Syracuse 63

Temple 3-2

11/9/01 #2 Maryland 82, #16 Temple 74^
11/8/01 #6 Florida 72, #16 Temple 64
11/11/98 #7 Temple 59, Wake Forest 48*
11/10/98 #7 Temple 65, Georgetown 49
12/7/96 Temple 76, Georgia Tech 58

Tennessee-Martin 1-1

11/6/07 Tennessee-Martin 66, Maine 62
11/5/07 #3 Memphis 102, Tennessee-Martin 71

Texas 13-4

11/15/19 Texas 70, Prairie View A&M 56
11/12/19 Texas 67, CBU 54
11/21/14 #10 Texas 71, California 55*
11/20/14 #10 Texas 71, Iowa 57
11/16/14 #10 Texas 85, Alcorn St. 53
11/14/14 #10 Texas 85, North Dakota St. 50
11/19/10 #4 Pittsburgh 68, #22 Texas 66*
11/18/10 #22 Texas 90, #16 Illinois 84 (OT)
11/10/10 #25 Texas 89, Louisiana Tech 58
11/8/10 #25 Texas 83, Navy 52
11/17/06 #18 Texas 77, St. John's 76^
11/16/06 Michigan St. 63, #18 Texas 61
11/10/06 #19 Texas 92, Chicago St. 66
11/9/06 #19 Texas 103, Alcorn St. 44
11/15/02 #4 Texas 77, #16 Georgia 71
11/12/97 #19 Georgia 89, #22 Texas 87^
11/11/97 Princeton 62, #22 Texas 56

Texas A&M 2-1

11/18/11 #18 Texas A&M 58, St. John's 57^
11/17/11 Mississippi St. 69, #18 Texas A&M 60
11/9/11 #19 Texas A&M 81, Liberty 59

Texas Tech 2-2

11/18/05 #18 Wake Forest 78, Texas Tech 73 (2OT)^
11/17/05 #16 Syracuse 81, Texas Tech 46
11/11/05 Texas Tech 74, Georgia Southern 61
11/10/05 Texas Tech 88, San Jose St. 54

Toledo 4-4

11/24/13 Toledo 94, FAU 74
11/23/13 Toledo 80, Detroit Mercy 78
11/22/13 Toledo 103, Stony Brook 99
11/14/13 Toledo 95, Boston College 92
11/21/10 Charleston 64, Toledo 51
11/20/10 Rhode Island 76, Toledo 65
11/19/10 UIC 57, Toledo 51
11/10/10 #16 Illinois 84, Toledo 45

Tulsa 0-1

12/7/96 Saint Joseph's 67, #21 Tulsa 64

UC Irvine 6-4

11/24/13 UC Irvine 81, Eastern Washington 54
11/23/13 Boston Univ. 74, UC Irvine 68
11/22/13 UC Irvine 84, LIU Brooklyn 64
11/14/13 UC Irvine 86, Washington 72
11/21/10 Louisiana Tech 76, UC Irvine 72
11/20/10 UC Irvine 85, Seattle 77
11/19/10 UC Irvine 75, Navy 60
11/8/10 #16 Illinois 79, UC Irvine 65
11/11/05 UC Irvine 94, Mississippi Valley St. 40
11/10/05 George Mason 79, UC Irvine 56

UCLA 4-2

11/21/08 #4 UCLA 77, Southern Illinois 60^
11/20/08 Michigan 55, #4 UCLA 52
11/13/08 #4 UCLA 64, Miami (Ohio) 59
11/12/08 #4 UCLA 82, Prairie View A&M 58
11/10/00 #17 UCLA 97, #12 Kentucky 92^
11/9/00 #7 Kansas 99, #17 UCLA 98

UC Riverside 1-1

11/12/04 UC Riverside 74, Belmont 65
11/11/04 California 78, UC Riverside 61

Valparaiso 3-1

11/20/11 Valparaiso 84, Duquesne 68
11/19/11 Valparaiso 79, Indiana-Kokomo 48
11/18/11 Valparaiso 62, Akron 59
11/7/11 #16 Arizona 73 Valparaiso 64

Virginia Commonwealth (VCU) 2-2

11/22/15 Wisconsin 74, VCU 73^
11/20/15 #5 Duke 79, VCU 71
11/16/15 VCU 92, Radford 74
11/13/15 VCU 75, Prairie View A&M 50

Vermont 1-1

11/8/06 Maryland 81, Vermont 63
11/7/06 Vermont 82, New Orleans 65

Villanova 3-2

11/16/12 Alabama 77, Villanova 55*
11/15/12 Villanova 89, Purdue 81 (OT)
11/11/12 Villanova 80, Marshall 68
11/9/12 Villanova 75, UDC 58
11/15/02 #18 Marquette 73, Villanova 61

Virginia Tech 3-1

11/21/17 Virginia Tech 99, Houston Baptist 73
11/17/17 Virginia Tech 103, Washington 79^
11/16/17 Saint Louis 77, Virginia Tech 71
11/10/17 Virginia Tech 111, Detroit Mercy 79

Wake Forest 5-2

11/18/05 #18 Wake Forest 78, Texas Tech 73 (2OT)^
11/17/05 Florida 77, #18 Wake Forest 72
11/11/05 #18 Wake Forest 83, Geo. Mason 78 (OT)
11/10/05 #18 Wake Forest 78, Miss. Valley St. 64
11/13/03 #21 Wake Forest 85, Memphis 76
11/11/98 #7 Temple 59, Wake Forest 48*
11/10/98 Wake Forest 75, Illinois 73 (OT)

Washington 3-5

11/24/17 Washington 89, Seattle 84
11/17/17 Virginia Tech 103, Washington 79^
11/16/17 Providence 77, Washington 70
11/10/17 Washington 86, Belmont 82
11/22/13 Boston College 89, Washington 78^
11/21/13 Indiana 102, Washington 84
11/17/13 Washington 92, Eastern Washington 80
11/14/13 UC Irvine 86, Washington 72

Weber State 1-1

11/13/08 Weber St. 78, Prairie View A&M 68
11/12/08 Miami (Ohio) 70, Weber St. 66

West Alabama 0-2

11/18/12 Bucknell 69, West Alabama 52
11/11/12 Alabama 80, West Alabama 49

William & Mary 1-3

11/20/11 William & Mary 65, Liberty 64
11/19/11 Eastern Kentucky 63, Wm. & Mary 44
11/18/11 Lehigh 82, William & Mary 57
11/7/11 St. John's 74, William & Mary 59

Wisconsin 3-1

11/25/15 Wisconsin 85, Prairie View A&M 67
11/22/15 Wisconsin 74, VCU 73^
11/20/15 Georgetown 71, Wisconsin 61
11/15/15 #17 Wisconsin 92, Siena 65

Youngstown State 1-1

11/9/06 Michigan St. 86, Youngstown St. 61
11/8/06 YSU 74, Central Michigan 50

2K EMPIRE CLASSIC BENEFITING WOUNDED WARRIOR PROJECT

BY WINNING PERCENTAGE

1.	Providence ('17)	4-0	1.000	Eastern Kentucky ('11)	2-2	.500	Kennesaw State ('14)	1-3	.250
2.	Kansas ('00)	2-0	1.000	George Mason ('04, '05)	2-2	.500	Kentucky ('00, '07)	1-3	.250
	Saint Joseph's ('96, '03)	2-0	1.000	Georgia Southern ('05, '08)	2-2	.500	Marshall ('12)	1-3	.250
	Stanford ('99)	2-0	1.000	Green Bay ('18)	2-2	.500	Morehead State	1-3	.250
5.	La Salle ('95)	1-0	1.000	UIC ('10)	2-2	.500	New Mexico State ('12)	1-3	.250
	Penn State ('95)	1-0	1.000	James Madison ('09)	2-2	.500	Purdue ('12)	1-3	.250
7.	Pittsburgh ('03, '10, '16)	8-1	.889	North Dakota State ('14)	2-2	.500	Robert Morris ('09)	1-3	.250
8.	Michigan ('08, '16)	7-1	.875	Radford ('15)	2-2	.500	William & Mary ('11)	1-3	.250
9.	Duke ('99, '08, '15, '19)	10-2	.833	Rhode Island ('10)	2-2	.500	120. Navy ('06, '10)	1-5	.167
10.	Alabama ('03, '12)	5-1	.833	Saint Louis ('17)	2-2	.500	UDC ('11, '12)	1-5	.167
	Arizona ('01, '11)	5-1	.833	Saint Mary's ('04)	2-2	.500	122. Arkansas-Monticello ('08)	0-1	.000
	Bucknell ('04, '12)	5-1	.833	Siena ('15)	2-2	.500	California (Pa.) ('08)	0-1	.000
	Florida ('01, '05)	5-1	.833	South Dakota State ('12)	2-2	.500	Georgia Tech ('96)	0-1	.000
14.	Memphis ('02, '03, '04, '07)	8-2	.800	Southern Illinois ('08)	2-2	.500	Gonzaga ('03)	0-1	.000
15.	Connecticut ('99, '07, '13, '18)	11-3	.785	Stony Brook ('13)	2-2	.500	Hiram ('11)	0-1	.000
16.	Texas ('97, '02, '06, '10, '14, '19)	13-4	.765	Texas Tech ('05)	2-2	.500	Northern New Mexico ('12)	0-1	.000
17.	Syracuse ('02, '04, '05, '09, '14, '18)	16-5	.762	VCU ('15)	2-2	.500	Pennsylvania ('95)	0-1	.000
18.	Mississippi State ('04, '11)	6-2	.750	73. Bethune-Cookman ('05)	1-1	.500	Tulsa ('96)	0-1	.000
19.	Hofstra ('12)	3-1	.750	Birmingham-Southern ('04)	1-1	.500	132. Brown ('06)	0-2	.000
	Indiana ('13)	3-1	.750	Buffalo ('07)	1-1	.500	California Baptist ('19)	0-2	.000
	Lehigh ('11)	3-1	.750	Central Michigan ('06)	1-1	.500	East Central ('07)	0-2	.000
	Louisiana Tech ('10)	3-1	.750	Chicago State ('06)	1-1	.500	Georgia State ('19)	0-2	.000
	Michigan State ('06)	3-1	.750	Cornell ('05)	1-1	.500	Indiana-Kokomo ('11)	0-2	.000
	Murray State ('09)	3-1	.750	Denver ('07)	1-1	.500	Maine ('07)	0-2	.000
	North Carolina ('09)	3-1	.750	Fairfield ('04)	1-1	.500	Michigan Tech ('08)	0-2	.000
	Ohio State ('09)	3-1	.750	Houston ('08)	1-1	.500	Mississippi Valley State ('05)	0-2	.000
	Oregon ('18)	3-1	.800	IPFW ('04)	1-1	.500	New Orleans ('06)	0-2	.000
	Oregon State ('12)	3-1	.750	Loyola (Md.) ('06)	1-1	.500	North Florida ('06)	0-2	.000
	Princeton ('97, '04)	3-1	.750	Massachusetts ('08)	1-1	.500	Northern Colorado ('04)	0-2	.000
	SMU ('16)	3-1	.750	Miami (Ohio) ('08)	1-1	.500	Ohio Valley ('07)	0-2	.000
	Valparaiso ('11)	3-1	.750	Morgan State ('07)	1-1	.500	Portland ('05)	0-2	.000
	Virginia Tech ('17)	3-1	.750	NC State ('97)	1-1	.500	Presbyterian ('08)	0-2	.000
	Wisconsin ('15)	3-1	.750	Northeastern ('08)	1-1	.500	St. Francis (Pa.) ('05)	0-2	.000
34.	Wake Forest ('98, '03, '05)	5-2	.714	Oakland ('05)	1-1	.500	St. Peter's ('05)	0-2	.000
35.	Iowa ('99, '14, '18)	7-3	.700	Richmond ('07)	1-1	.500	Savannah State ('04)	0-2	.000
	Maryland ('01, '06, '10)	7-3	.700	St. Bonaventure ('06)	1-1	.500	West Alabama ('12)	0-2	.000
37.	Illinois ('98, '10)	4-2	.667	San Francisco ('07)	1-1	.500	148. Alabama A&M ('04, '07)	0-4	.000
	UCLA ('00, '08)	4-2	.667	San Jose State ('05)	1-1	.500	FAU ('13)	0-4	.000
39.	Texas A&M ('11)	2-1	.667	Tennessee-Martin ('07)	1-1	.500	Houston Baptist ('17)	0-4	.000
40.	California ('04, '09, '14)	7-4	.636	UC Riverside ('04)	1-1	.500	Howard ('16)	0-4	.000
41.	UC Irvine ('05, '10, '13)	6-4	.600	Vermont ('06)	1-1	.500	Liberty ('11)	0-4	.000
42.	Oklahoma ('02, '07)	3-2	.600	Weber State ('08)	1-1	.500	LIU Brooklyn ('13)	0-4	.000
	Temple ('96, '98, '01)	3-2	.600	Youngstown State ('06)	1-1	.500	N.C. Central ('09)	0-4	.000
	Villanova ('02, '12)	3-2	.600	99. St. John's ('00, '03, '06, '11)	5-6	.455	UMKC ('18)	0-4	.000
45.	Marquette ('95, '02, '03, '16)	4-3	.571	100. Gardner-Webb ('07, '16)	3-5	.375	156. Prairie View A&M ('08)	0-7	.000
46.	Detroit Mercy ('09, '13, '17)	6-6	.500	Eastern Washington ('13, '18)	3-5	.375	157. Alcorn State ('06, '09, '14)	0-10	.000
47.	Georgetown ('98, '15, '19)	4-4	.500	Washington ('13, '17)	3-5	.375			
	Toledo ('10, '13)	4-4	.500	103. Belmont ('04, '17)	2-4	.333			
49.	Albany ('05, '09)	3-3	.500	Hampton ('06, '14)	2-4	.333			
	IUPUI ('08, '16)	3-3	.500	105. Georgia ('97, '02)	1-2	.333			
51.	Akron ('11)	2-2	.500	Niagara ('12)	1-2	.333			
	Boston College ('13)	2-2	.500	107. Seattle ('10, '17)	2-6	.250			
	Boston University ('13)	2-2	.500	108. Bryant ('15)	1-3	.250			
	Charleston ('10)	2-2	.500	Central Arkansas ('07, '19)	1-3	.250			
	Duquesne ('11)	2-2	.500	Eastern Michigan ('16)	1-3	.250			
				FIU ('09)	1-3	.250			

2K EMPIRE CLASSIC BENEFITING WOUNDED WARRIOR PROJECT

BY WINS

1.	Syracuse	16	Georgia Southern	2	San Francisco	1
2.	Texas	13	Green Bay	2	San Jose State	1
3.	Connecticut	11	Hampton	2	Tennessee-Martin	1
4.	Duke	10	UIC	2	UC Riverside	1
5.	Memphis	8	James Madison	2	UDC	1
	Pittsburgh	8	Kansas	2	Vermont	1
7.	Iowa	7	North Dakota State	2	Weber State	1
	Maryland	7	Radford	2	William & Mary	1
	Michigan	7	Rhode Island	2	Youngstown State	1
10.	California	6	Saint Joseph's	2	122. Alabama A&M	0
	Detroit Mercy	6	Saint Louis	2	Alcorn State	0
	Mississippi State	6	Saint Mary's	2	Arkansas-Monticello	0
	UC Irvine	6	Seattle	2	Brown	0
14.	Alabama	5	Siena	2	California Baptist	0
	Arizona	5	South Dakota State	2	California (Pa.)	0
	Bucknell	5	Southern Illinois	2	East Central	0
	Florida	5	Stanford	2	FAU	0
	St. John's	5	Stony Brook	2	Georgia State	0
	Wake Forest	5	Texas A&M	2	Georgia Tech	0
20.	Georgetown	3	Texas Tech	2	Gonzaga	0
	Illinois	4	VCU	2	Hiram	0
	Marquette	4	78. Bethune-Cookman	1	Howard	0
	Providence	4	Birmingham-Southern	1	Houston Baptist	0
	Toledo	4	Bryant	1	Indiana-Kokomo	0
	UCLA	4	Buffalo	1	Liberty	0
26.	Albany	3	Central Arkansas	1	LIU Brooklyn	0
	Eastern Washington	3	Central Michigan	1	Maine	0
	Gardner-Webb	3	Chicago State	1	Michigan Tech	0
	Hofstra	3	Cornell	1	Mississippi Valley State	0
	Indiana	3	Denver	1	New Orleans	0
	IUPUI	3	Eastern Michigan	1	N.C. Central	0
	Lehigh	3	Fairfield	1	North Florida	0
	Louisiana Tech	3	FIU	1	Northern Colorado	0
	Michigan State	3	Georgia	1	Northern Mew Mexico	0
	Murray State	3	Houston	1	Ohio Valley	0
	North Carolina	3	IPFW	1	Pennsylvania	0
	Ohio State	3	Kennesaw State	1	Portland	0
	Oklahoma	3	Kentucky	1	Prairie View A&M	0
	Oregon	3	La Salle	1	Presbyterian	0
	Oregon State	3	Loyola Maryland	1	St. Francis (Pa.)	0
	Princeton	3	Marshall	1	St. Peter's	0
	SMU	3	Massachusetts	1	Savannah State	0
	Temple	3	Miami (Ohio)	1	Tulsa	0
	Valparaiso	3	Morehead State	1	UMKC	0
	Villanova	3	Morgan State	1	West Alabama	0
	Virginia Tech	3	Navy	1		
	Washington	3	New Mexico State	1		
	Wisconsin	3	Niagara	1		
49.	Akron	2	NC State	1		
	Belmont	2	Northeastern	1		
	Boston College	2	Oakland	1		
	Boston University	2	Penn State	1		
	Charleston	2	Purdue	1		
	Duquesne	2	Richmond	1		
	Eastern Kentucky	2	Robert Morris	1		
	George Mason	2	St. Bonaventure	1		

2K EMPIRE CLASSIC BENEFITING WOUNDED WARRIOR PROJECT

HISTORY OF POSTSEASON TEAMS

2018	Team	Classic Result	2019 Postseason
	Iowa	Won the tournament.....	Advanced to 2nd Round of NCAA Tournament
	Oregon	Won consolation game.....	Advanced to Sweet 16 of NCAA Tournament
	Syracuse.....	Went 2-2 in tournament.....	Advanced to NCAA Tournament
	Green Bay	Won subregional round of the tournament	Advanced to championship game of CIT
2017	Team	Classic Result	2018 Postseason
	Providence	Won the tournament.....	Advanced to NCAA Tournament
	Virginia Tech	Won consolation game.....	Advanced to NCAA Tournament
	Seattle.....	Went 1-3 in the tournament	Advanced to CBI
2016	Team	Classic Result	2017 Postseason
	Michigan.....	Won the tournament.....	Advanced to Sweet 16 of NCAA Tournament
	SMU	Lost in championship game	Advanced to NCAA Tournament
	Marquette	Lost in consolation game.....	Advanced to NCAA Tournament
2015	Team	Classic Result	2016 Postseason
	Duke.....	Won the tournament.....	Advanced to Sweet 16 of NCAA Tournament
	Wisconsin	Won consolation game.....	Advanced to Sweet 16 of NCAA Tournament
	VCU	Lost in consolation game.....	Advanced to 2nd Round of NCAA Tournament
	Siena.....	Went 2-2 in the tournament	Advanced to CBI
2014	Team	Classic Result	2015 Postseason
	Texas.....	Won the tournament.....	Advanced to NCAA Tournament
	Iowa.....	Lost in consolation game.....	Advanced to 3rd Round of NCAA Tournament
	North Dakota State.....	Went 2-2 in the tournament	Advanced to NCAA Tournament
	Hampton	Went 1-3 in the tournament.....	Advanced to NCAA Tournament
2013	Team	Classic Result	2014 Postseason
	Connecticut.....	Won the tournament.....	Won the National Championship
	Toledo.....	Went 4-0 in tournament.....	Advanced to NIT
	UC Irvine	Went 3-1 in the tournament	Advanced to NIT
	Boston University	Went 2-2 in the tournament	Advanced to NIT
	Stony Brook.....	Went 2-2 in the tournament	Advanced to CBI
2012	Team	Classic Result	2013 Postseason
	Villanova	Lost in championship game	Advanced to NCAA Tournament
	Bucknell	Went 4-0 in tournament.....	Advanced to NCAA Tournament
	South Dakota State.....	Went 2-2 in tournament.....	Advanced to NCAA Tournament
	New Mexico State.....	Went 1-3 in tournament.....	Advanced to NCAA Tournament
	Alabama.....	Won the tournament.....	Advanced to quarterfinals of NIT
	Niagara	Went 1-2 in tournament.....	Advanced to NIT
Purdue.....	Lost in consolation game.....	Advanced to quarterfinals of CBI	
2011	Team	Classic Result	2012 Postseason
	Lehigh.....	Went 3-1 in tournament.....	Advanced to 3rd Round of NCAA Tournament
	Mississippi State.....	Won the tournament.....	Advanced to NIT
	Arizona	Lost in championship game	Advanced to NIT
	Valparaiso.....	Went 3-1 in tournament.....	Advanced to NIT
	Akron	Went 2-2 in tournament.....	Advanced to NIT
2010	Team	Classic Result	2011 Postseason
	Pittsburgh	Won the tournament.....	Advanced to 3rd Round of NCAA Tournament
	Texas.....	Lost in championship game	Advanced to 3rd Round of NCAA Tournament
	Illinois.....	Went 3-1 in tournament	Advanced to 3rd Round of NCAA Tournament
	Charleston.....	Went 2-2 in tournament.....	Advanced to NIT
	Rhode Island	Went 2-2 in tournament.....	Advanced to quarterfinal round of CBI
2009	Team	Classic Result	2010 Postseason
	Syracuse.....	Won the inaugural 12-team tournament.....	Advanced to Sweet 16 of NCAA Tournament
	Ohio State	Won consolation game.....	Advanced to Sweet 16 of NCAA Tournament
	California	Lost consolation game	Advanced to 2nd Round of NCAA Tournament
	Murray State.....	Went 3-1 in tournament.....	Advanced to 2nd Round of NCAA Tournament
	Robert Morris.....	Went 1-3 in tournament.....	Advanced to NCAA Tournament
	North Carolina	Lost in championship game	Advanced to championship game of NIT

2K EMPIRE CLASSIC BENEFITING WOUNDED WARRIOR PROJECT

2008	Team	Classic Result	2009 Postseason
	Duke	Won the tournament.....	Advanced to Sweet 16 of NCAA Tournament
	Michigan.....	Lost in championship game	Advanced to 2nd Round of NCAA Tournament
	UCLA	Won consolation game.....	Advanced to 2nd Round of NCAA Tournament
	Weber State	Went 1-1 in tournament.....	Advanced to NIT
	Houston.....	Went 1-1 in tournament.....	Advanced to CBI
	Northeastern.....	Went 1-1 in tournament.....	Advanced to quarterfinal round of CBI
2007	Team	Classic Result	2008 Postseason
	Memphis.....	Won the tournament.....	Lost in National Championship game
	Oklahoma.....	Won consolation game.....	Advanced to 2nd Round of NCAA Tournament
	Connecticut.....	Lost championship game	Advanced to NCAA Tournament
	Kentucky.....	Went 1-1 in tournament.....	Advanced to NCAA Tournament
	Richmond.....	Went 1-1 in tournament.....	Advanced to CBI
2006	Team	Classic Result	2007 Postseason
	Maryland	Won the tournament.....	Advanced to 2nd Round of NCAA Tournament
	Michigan State.....	Lost in championship game	Advanced to 2nd Round of NCAA Tournament
	Texas.....	Won consolation game.....	Advanced to 2nd Round of NCAA Tournament
	Vermont.....	Went 1-1 in tournament.....	Advanced to NIT
2005	Team	Classic Result	2006 Postseason
	Florida.....	Won the tournament.....	Won the National Championship
	George Mason	Went 1-1 in tournament.....	Advanced to Final Four of NCAA Tournament
	Syracuse.....	Lost in championship game	Advanced to NCAA Tournament
	Albany	Went 1-1 in tournament.....	Advanced to NCAA Tournament
	Wake Forest	Won consolation game.....	Advanced to NIT
	Georgia Southern.....	Went 1-1 in tournament.....	Advanced to NIT
2004	Team	Classic Result	2005 Postseason
	Mississippi State.....	Won consolation game.....	Advanced to 2nd round of NCAA Tournament
	Bucknell.....	Went 1-1 in tournament.....	Advanced to 2nd round of NCAA Tournament
	Syracuse.....	Won the inaugural 16-team tournament.....	Advanced to NCAA Tournament
	Saint Mary's	Lost consolation game	Advanced to NCAA Tournament
	Alabama A&M.....	Went 0-2 in tournament.....	Advanced to NCAA Tournament
	Memphis.....	Lost in championship game	Advanced to semifinal round of NIT
2003	Team	Classic Result	2004 Postseason
	Saint Joseph's.....	Beat Gonzaga.....	Advanced to Elite Eight of NCAA Tournament
	Alabama.....	Lost to Pittsburgh	Advanced to Elite Eight of NCAA Tournament
	Pittsburgh	Beat Alabama	Advanced to Sweet 16 of NCAA Tournament
	Wake Forest	Beat Memphis	Advanced to Sweet 16 of NCAA Tournament
	Gonzaga.....	Lost to St. Joseph's.....	Advanced to 2nd round of NCAA Tournament
	Memphis.....	Lost to Wake Forest.....	Advanced to 2nd round of NCAA Tournament
	Marquette	Beat St. John's.....	Advanced to quarterfinal round of NIT
2002	Team	Classic Result	2003 Postseason
	Syracuse	Lost to Memphis	Won the National Championship
	Marquette	Beat Villanova.....	Advanced to Final Four of NCAA Tournament
	Texas.....	Beat Georgia	Advanced to Final Four of NCAA Tournament
	Oklahoma.....	Lost to Alabama	Advanced to Elite Eight of NCAA Tournament
	Alabama.....	Beat Oklahoma	Advanced to NCAA Tournament
	Memphis.....	Beat Syracuse	Advanced to NCAA Tournament
	Villanova	Lost to Marquette	Advanced to NIT
2001	Team	Classic Result	2002 Postseason
	Maryland	Won consolation game.....	Won the National Championship
	Arizona	Won the tournament.....	Advanced to Sweet 16 of NCAA Tournament
	Florida.....	Lost in championship game	Advanced to NCAA Tournament
	Temple.....	Lost consolation game	Third place in NIT
2000	Team	Classic Result	2001 Postseason
	Kansas.....	Won the tournament.....	Advanced to Sweet 16 of NCAA Tournament
	UCLA	Won consolation game.....	Advanced to Sweet 16 of NCAA Tournament
	Kentucky.....	Lost consolation game	Advanced to Sweet 16 of NCAA Tournament
1999	Team	Classic Result	2000 Postseason
	Duke.....	Lost consolation game	Advanced to Sweet 16 of NCAA Tournament
	Connecticut.....	Won consolation game.....	Advanced to 2nd Round of NCAA Tournament

2K EMPIRE CLASSIC BENEFITING WOUNDED WARRIOR PROJECT

1998	Team	Classic Result	1999 Postseason
	Temple.....	Won the tournament.....	Advanced to Elite Eight of NCAA Tournament
	Wake Forest	Lost in championship game	Advanced to 2nd round of NIT
	Georgetown	Won consolation game.....	Advanced to NIT
1997	Team	Classic Result	1998 Postseason
	Princeton	Won the tournament.....	Advanced to 2nd Round of NCAA Tournament
	Georgia.....	Won consolation game.....	Third place in NIT
	NC State	Lost in championship game	Advanced to 2nd Round of NIT
1996	Team	Classic Result	1997 Postseason
	Saint Joseph's.....	Beat Tulsa.....	Advanced to Sweet 16 of NCAA Tournament
	Temple.....	Beat Georgia Tech.....	Advanced to 2nd Round of NCAA Tournament
	Tulsa	Lost to Temple.....	Advanced to 2nd Round of NCAA Tournament
1995	Team	Classic Result	1996 Postseason
	Marquette	Lost to La Salle.....	Advanced to 2nd Round of NCAA Tournament
	Penn State	Beat Pennsylvania.....	Advanced to NCAA Tournament

HISTORY OF RANKED TEAMS

Year	Team	Preseason Rank	Rank at Time of Game (s)	Highest Rank of Season	Final Rank
2019	Duke	4/4	4/2, 1		
2018	Syracuse	14/16.....	14, 13/16, 15.....	14/15	NR/NR
	Oregon	16/14.....	16/14.....	16/13	NR/NR
	Iowa	NR/NR.....	NR/NR.....	15/14	NR/NR
2016	Michigan	NR/NR.....	NR/NR.....	23/24	23/17
	SMU	NR/NR.....	NR/NR.....	11/13	11/23
2015	Duke	4/5	4/5.....	5/3.....	18/19
	Wisconsin.....	17/17.....	17, NR/17, NR.....	17/17	23/NR
2014	Texas.....	10/10.....	10/10.....	6/7.....	NR
	Syracuse	24/23.....	24/23.....	24/23	NR
	Iowa	25/NR	25/NR	25/25	NR
2013	Connecticut.....	19/18.....	20, 18/19, 18.....	1/1.....	1/18
	Indiana.....	24/NR	23, 22/NR.....	23/NR.....	NR/NR
2011	Arizona	16/16.....	16/16, 15.....	16/15	NR/NR
	Texas A&M	19/20.....	19,18/20,19.....	18/19	NR/NR
	Mississippi State	NR/NR.....	NR/NR.....	14/15	NR/NR
2010	Pittsburgh.....	4/5	4/5.....	2/2.....	12/4
	Illinois.....	16/13.....	16/13.....	14/12	NR/NR
	Texas	25/NR	22/NR	2/3.....	16/8
2009	North Carolina	4/6	4/6.....	4/6.....	NR/NR
	California.....	12/13.....	12/13.....	12/13	NR/NR
	Ohio State.....	17/16.....	17,15/16,15.....	6/5.....	11/5
	Syracuse	25/NR	25,24/NR	1/1.....	8/4
2008	UCLA.....	4/4	4/4.....	4/4.....	18/18
	Duke	5/8	5/8,10.....	1/1.....	11/6
	Michigan	NR/NR.....	NR/NR.....	24/23	24/NR
2007	Memphis.....	3/3	3/3.....	1/1.....	2/2
	Connecticut	NR/NR.....	NR/NR.....	13/13	NR/16
2006	Texas.....	19/21.....	19,18/21,19.....	11/11	16/11
	Maryland.....	NR/NR.....	NR/NR.....	19/18	23/18
	Michigan State.....	NR/NR.....	NR/NR.....	23/NR.....	NR/NR
2005	Syracuse	16/16.....	16/16.....	16/16	NR/NR
	Wake Forest	18/18.....	18/18,19.....	16/16	NR/NR
	Florida.....	NR/NR.....	NR/NR.....	1/2.....	1/11
	George Mason	NR/NR.....	NR/NR.....	8/NR	8/NR

2K EMPIRE CLASSIC BENEFITING WOUNDED WARRIOR PROJECT

Year	Team	Preseason Rank	Rank at Time of Game (s)	Highest Rank of Season	Final Rank
2004	Syracuse	6/6	6/6	4/3	21/11
	Mississippi State	14/12	14/12	14/11	NR/NR
	Memphis	23/24	23/24	23/24	NR/NR
2003	Gonzaga	12/10	12/10	2/3	12/3
	Saint Joseph's	18/17	18/17	1/1	5/5
	Wake Forest	21/20	21/20	3/4	15/17
	Pittsburgh	22/22	22/22	3/3	7/9
	Marquette	23/23	23/23	21/21	NR/NR
	Memphis	NR/NR	NR/NR	22/19	NR/24
2002	Oklahoma	3/3	3/3	3/3	7/3
	Texas	5/4	5/4	2/2	3/5
	Alabama	8/8	8/8	3/1	NR/NR
	Georgia	16/16	16/16	16/15	NR/25
	Marquette	19/18	19/18	6/8	6/9
	Syracuse	NR/NR	NR/NR	1/11	1/13
	Memphis	NR/NR	NR/NR	22/16	NR/19
2001	Maryland	2	2	2	4
	Florida	6	6	2	15
	Temple	16	16	16	NR
	Arizona	NR	NR	4	7
2000	Kansas	7	7	2	12
	Kentucky	12	12	9	9
	UCLA	17	17	12	15
	St. John's	NR	NR	19	NR
1999	Connecticut	1	1	1	20
	Duke	10	10	1	1
	Stanford	13	13	1	3
	Iowa	NR	NR	22	NR
1998	Temple	7	7	6	NR
1997	Texas	22	22	22	NR
	Princeton	NR	NR	7	7
1996	Tulsa	NR	21	21	NR
	Saint Joseph's	NR	NR	12	12
1995	Penn State	NR	NR	9	18
	Marquette	NR	NR	20	20

Rankings – Coaches/Associated Press

*Coaches/ESPN/USA Today rankings began in 2002-03

Final AP poll prior to postseason tournaments; Final Coaches poll after postseason tournaments

2K EMPIRE CLASSIC BENEFITING WOUNDED WARRIOR PROJECT

INDIVIDUAL RECORDS (thru 2018)

Entire Tournament (4 Games)

POINTS

116 Grayson Allen (Duke), 2015

FIELD GOALS

36 Jameel Warney (Stony Brook), 2013
36 Andrew Goudelock (Charleston), 2010

FIELD GOAL ATTEMPTS

80 Andrew Goudelock (Charleston), 2010

3-POINT FIELD GOALS

20 A.J. Abrams (Texas), 2006

3-POINT FIELD GOAL ATTEMPTS

39 Andrew Goudelock (Charleston), 2010

FREE THROWS

34 Grayson Allen (Duke), 2015

FREE THROW ATTEMPTS

40 Nurideen Lindsey (St. John's), 2011

TOTAL REBOUNDS

59 Evan Turner (Ohio St.), 2009

OFFENSIVE REBOUNDS

22 Jameel Warney (Stony Brook), 2013

DEFENSIVE REBOUNDS

42 Dylan Windler (Belmont), 2017
42 Evan Turner (Ohio State), 2009

ASSISTS

34 DeAndre Kane (Marshall), 2012

BLOCKS

21 Mamadou Njiaye (UC Irvine), 2013

STEALS

17 Andy Rautins (Syracuse), 2009

Championship Rounds Only

62 Grayson Allen (Duke), 2015

22 Robert Carney (Memphis), 2004

41 Rodney Carney (Memphis), 2004

11 Jerome Randle (California), 2009
11 Jason Kaponov (UCLA), 2000

27 Omar Cook (St. John's), 2000

18 Devon Collier (Oregon State), 2012

24 Devon Collier (Oregon State), 2012

25 Evan Turner (Ohio State), 2009

15 Kevin Lyde (Temple), 2001

18 Joey Dorsey (Memphis), 2007
18 Udonis Haslem (Florida), 2001

19 Gerry McNamara (Syracuse), 2005

10 Dallas Lauderdale (Ohio State), 2009

9 Andy Rautins (Syracuse), 2009

Single Game

43 David Holston (Chicago St.)
vs. St. Bonaventure; Nov. 9, 2006

14 Chris Douglas-Roberts (Memphis)
vs. Connecticut; Nov. 16, 2007

29 Andrew Goudelock (Charleston)
vs. Rhode Island; Nov. 19, 2010

9 Pete Lisicky (Penn St.)
vs. Penn; Dec. 9, 1995

16 Omar Cook (St. John's)
vs. Kansas; Nov. 10, 2000

20 Evan Bruinsma (Detroit)
vs. Stony Brook; Nov. 24, 2013

22 Evan Bruinsma (Detroit)
vs. Stony Brook; Nov. 24, 2013

21 Jameel Warney (Stony Brook)
vs. Detroit; Nov. 24, 2013

11 Jameel Warney (Stony Brook)
vs. Detroit; Nov. 24, 2013

14 Dylan Windler (Belmont)
vs. Seattle; Nov. 19, 2017
14 Jameel Warney (Stony Brook)
vs. FAU; Nov. 23, 2013
14 Evan Turner (Ohio St.)
vs. James Madison; Nov. 12, 2009

14 Shane McLaughlin (Bryant)
vs. Prairie View A&M; Nov. 20, 2015
14 Aaron Fitzgerald (UC Irvine)
vs. Miss. Valley St; Nov. 11, 2005

9 Mamadou Ndiaye (UC Irvine)
vs. Washington; Nov. 14, 2013
9 Mickell Gladness (Alabama A&M)
vs. Central Arkansas; Nov. 7, 2007

7 Garrett Lever (Seattle)
vs. Maryland; Nov. 8, 2010

7 Andy Rautins (Syracuse)
vs. North Carolina; Nov. 20, 2009

2K EMPIRE CLASSIC BENEFITING WOUNDED WARRIOR PROJECT

TEAM RECORDS (thru 2018)

Entire Tournament (4 Games)

POINTS

364 Virginia Tech (2017)

FIELD GOALS

137 Syracuse (2009)

FIELD GOAL ATTEMPTS

280 Detroit Mercy (2017)

3-POINT FIELD GOALS

50 Belmont (2017)

3-POINT FIELD GOAL ATTEMPTS

139 Eastern Washington (2018)

FREE THROWS

120 Iowa (2018)

FREE THROW ATTEMPTS

153 Iowa (2018)

TOTAL REBOUNDS

184 Connecticut (2007)

OFFENSIVE REBOUNDS

71 Memphis (2004)

DEFENSIVE REBOUNDS

132 Wake Forest (2005)

ASSISTS

83 North Carolina (2009)

TURNOVERS

92 Seattle (2010)

BLOCKS

37 Connecticut (2007)

STEALS

62 Syracuse (2009)

Championship Rounds Only

195 UCLA (2000)

73 Syracuse (2009)

158 Duke (1999)

22 Michigan (2016)

22 Duke (1999)

22 Texas (1997)

62 Gardner-Webb (2007)

62 Duke (1999)

59 Duke (2008)

72 Virginia Tech (2017)

72 Duke (2008)

96 Stanford (1999)

45 Duke (1999)

68 Stanford (1999)

46 Kansas (2000)

46 Illinois (1998)

14 Purdue (2012)

14 Ohio State (2009)

25 St. John's (2000)

Single Game

111 Virginia Tech vs. Detroit Mercy; Nov. 10, 2017

43 Syracuse vs. Northern Colorado; Nov. 11, 2004

85 Duke vs. Stanford; Nov. 11, 1999

16 Virginia Tech vs. Houston Baptist; Nov. 21, 2017

16 Niagara vs. Oregon St.; Nov. 9, 2012

45 Eastern Washington at Oregon; Nov. 9, 2018

40 Hofstra vs. Marshall; Nov. 18, 2012

40 Duke vs. Southern Illinois; Nov. 21, 2008

57 Hofstra vs. Marshall; Nov. 18, 2012

66 Wake Forest vs. Texas Tech; Nov. 18, 2005

31 Villanova vs. Marquette; Nov. 15, 2002

46 Wake Forest vs. Texas Tech; Nov. 18, 2005

29 Pittsburgh vs. Gardner-Webb; Nov. 14, 2016

29 North Carolina vs. N.C. Central; Nov. 11, 2009

29 Ohio State vs. Alcorn St.; Nov. 9, 2009

32 Albany vs. Syracuse; Nov. 9, 2009

15 Connecticut vs. Buffalo; Nov. 8, 2007

21 Syracuse vs. Albany; Nov. 9, 2009

2K EMPIRE CLASSIC BENEFITING WOUNDED WARRIOR PROJECT

NBA DRAFT PICKS

Year	Pick	Player	NBA Team	College	Year Played in Event
2019	17	Nickeil Alexander-Walker	Brooklyn Nets	Virginia Tech	2017
	20	Matisse Thybulle	Boston Celtics	Washington	2017
	26	Dylan Windler	Cleveland Cavaliers	Belmont	2017
	43	Jaylen Nowell	Minnesota Timberwolves	Washington	2017
	44	Bol Bol	Miami Heat	Oregon	2018
2018	21	Grayson Allen	Utah Jazz	Duke	2015
	25	Moe Wagner	Los Angeles Lakers	Michigan	2016
	54	Shake Milton	Dallas Mavericks	SMU	2016
2017	12	Luke Kennard	Detroit Pistons	Duke	2015
	17	D.J. Wilson	Milwaukee Bucks	Michigan	2016
	37	Semi Ojeleye	Boston Celtics	SMU	2016
	46	Sterling Brown	Houston Rockets	SMU	2016
	56	Jabari Bird	Boston Celtics	California	2014
2016	2	Brandon Ingram	Los Angeles Lakers	Duke	2015
	49	Michael Gbinije	Detroit Pistons	Syracuse	2014
	60	Tyrone Wallace	Utah Jazz	California	2014
2015	15	Myles Turner	Indiana Pacers	Texas	2014
	29	Chris McCullough	Brooklyn Nets	Syracuse	2014
	36	Rakeem Christmas	Cleveland Cavaliers	Syracuse	2014
2014	9	Noah Vonleh	Charlotte Hornets	Indiana	2013
	24	Shabazz Napier	Charlotte Hornets	Connecticut	2013
	28	C.J. Wilcox	Los Angeles Clippers	Washington	2013
	37	DeAndre Daniels	Toronto Raptors	Connecticut	2013
	42	Nick Johnson	Houston Rockets	Arizona	2011
2013	10	C.J. McCallum	Portland Trail Blazers	Lehigh	2011
	23	Solomon Hill	Indiana Pacers	Arizona	2011
	38	Nate Wolters	Washington Wizards	South Dakota State	2012
	44	Mike Muscala	Dallas Mavericks	Bucknell	2012
2012	11	Meyers Leonard	Portland Trail Blazers	Illinois	2010
	14	John Henson	Milwaukee Bucks	North Carolina	2009
	15	Moe Harkless	Philadelphia 76ers	St. John's	2011
	17	Tyler Zeller	Dallas Mavericks	North Carolina	2009
	26	Myles Plumlee	Indiana Pacers	Duke	2008
	27	Arnett Moultrie	Miami Heat	Mississippi State	2011
	39	Khris Middleton	Detroit Pistons	Texas A&M	2011
	51	Kris Joseph	Boston Celtics	Syracuse	2009
2011	4	Tristan Thompson	Cleveland Cavaliers	Texas	2010
	21	Nolan Smith	Portland Trail Blazers	Duke	2008
	26	Jordan Hamilton	Dallas Mavericks	Texas	2010
	29	Cory Joseph	San Antonio Spurs	Texas	2010
	33	Kyle Singler	Detroit Pistons	Duke	2008
	36	Jordan Williams	New Jersey Nets	Maryland	2010
	46	Andrew Goudelock	Los Angeles Lakers	Charleston	2010
	51	Jon Diebler	Portland Trail Blazers	Ohio State	2009
2010	2	Evan Turner	Philadelphia 76ers	Ohio State	2009
	4	Wes Johnson	Minnesota Timberwolves	Syracuse	2009
	13	Ed Davis	Toronto Raptors	North Carolina	2009
	14	Patrick Patterson	Houston Rockets	Kentucky	2007
	28	Greivis Vasquez	Memphis Grizzlies	Maryland	2006
	38	Andy Rautins	New York Knicks	Syracuse	2009
	59	Stanley Robinson	Orlando Magic	Connecticut	2007

2K EMPIRE CLASSIC BENEFITING WOUNDED WARRIOR PROJECT

Year	Pick	Player	NBA Team	College	Year Played in Event
2009	1	Blake Griffin	Los Angeles Clippers	Oklahoma	2007
	2	Hasheem Thabeet	Memphis Grizzlies	Connecticut	2007
	12	Gerald Henderson	Charlotte Bobcats	Duke	2008
	17	Jrue Holiday	Philadelphia 76ers	UCLA	2008
	21	Darren Collison	New Orleans Hornets	UCLA	2008
	41	Jodi Meeks	Milwaukee Bucks	Kentucky	2007
	48	Taylor Griffin	Phoenix Suns	Oklahoma	2007
	52	A.J. Price	Indiana Pacers	Connecticut	2007
	58	Lester Hudson	Boston Celtics	Tennessee-Martin	2007
	60	Robert Dozier	Miami Heat	Memphis	2007
2008	1	Derrick Rose	Chicago Bulls	Memphis	2007
	9	D.J. Augustin	Charlotte Bobcats	Texas	2006
	33	Joey Dorsey	Portland Trail Blazers	Memphis	2007
	40	Chris Douglas-Roberts	New Jersey Nets	Memphis	2007
	50	Devon Hardin	Oklahoma Thunder	California	2004
	58	Joe Crawford	Los Angeles Lakers	Kentucky	2007
2007	2	Kevin Durant	Seattle Super Sonics	Texas	2006
	3	Al Horford	Atlanta Hawks	Florida	2005
	7	Corey Brewer	Minnesota Timberwolves	Florida	2005
	9	Joakim Noah	Chicago Bulls	Florida	2005
	36	Jermareo Davidson	Golden State Warriors	Alabama	2003
	41	Chris Richard	Minnesota Timberwolves	Florida	2005
	52	Taurean Green	Portland Trail Blazers	Florida	2005
	53	Demetris Nichols	Portland Trail Blazers	Syracuse	2004 & 2005
	59	D.J. Strawberry	Phoenix Suns	Maryland	2006
2006	3	Adam Morrison	Charlotte Bobcats	Gonzaga	2003
	7	Randy Foye	Boston Celtics	Villanova	2002
	16	Rodney Carney	Chicago Bulls	Memphis	2002, 2003 & 2004
	31	James White	Portland Trail Blazers	Florida	2001
	32	Steve Novak	Houston Rockets	Marquette	2002 & 2003
	49	Leon Powe	Denver Nuggets	California	2004
2005	4	Chris Paul	New Orleans Hornets	Wake Forest	2003
	8	Channing Frye	New York Knicks	Arizona	2001
	19	Hakim Warrick	Memphis Grizzlies	Syracuse	2002 & 2004
	30	David Lee	New York Knicks	Florida	2001
	31	Salim Stoudamire	Atlanta Hawks	Arizona	2001
	37	Ronny Turiaf	Los Angeles Lakers	Gonzaga	2003
	38	Travis Diener	Orlando Magic	Marquette	2002 & 2003
	42	Chris Taft	Golden State Warriors	Pittsburgh	2003
	55	Lawrence Roberts	Seattle Super Sonics	Mississippi State	2004
	2004	20	Jameer Nelson	Denver Nuggets	Saint Joseph's
24		Delonte West	Boston Celtics	Saint Joseph's	2003
36		Antonio Burks	Memphis Grizzlies	Memphis	2002 & 2003
37		Royal Ivey	Atlanta Hawks	Texas	2002
58		Blake Stepp	Minnesota Timberwolves	Gonzaga	2003
59		Rashad Wright	Indiana Pacers	Georgia	2002
2003	3	Carmelo Anthony	Denver Nuggets	Syracuse	2002
	5	Dwyane Wade	Miami Heat	Marquette	2002
	7	Kirk Hinrich	Chicago Bulls	Kansas	2000
	8	T.J. Ford	Milwaukee Bucks	Texas	2002
	10	Jarvis Hayes	Washington Wizards	Georgia	2002
	12	Nick Collison	Seattle Super Sonics	Kansas	2000
	31	Jason Kapono	Cleveland Cavaliers	UCLA	2000
	32	Luke Walton	Los Angeles Lakers	Arizona	2001
	38	Steve Blake	Washington Wizards	Maryland	2001
	43	Keith Bogans	Milwaukee Bucks	Kentucky	2000
	45	Matt Bonner	Chicago Bulls	Florida	2001
	47	Maurice Williams	Utah Jazz	Alabama	2002

2K EMPIRE CLASSIC BENEFITING WOUNDED WARRIOR PROJECT

Year	Pick	Player	NBA Team	College	Year Played in Event
2002	2	Jay Williams	Chicago Bulls	Duke	1999
	3	Mike Dunleavy Jr.	Golden State Warriors	Duke	1999
	4	Drew Gooden	Memphis Grizzlies	Kansas	2000
	8	Chris Wilcox	Los Angeles Clippers	Maryland	2001
	17	Juan Dixon	Washington Wizards	Maryland	2001
	18	Curtis Borchardt	Orlando Magic	Stanford	1999
	22	Casey Jacobsen	Phoenix Suns	Stanford	1999
	23	Tayshaun Prince	Detroit Pistons	Kentucky	2000
	34	Dan Gadzuric	Milwaukee Bucks	UCLA	2000
	35	Carlos Boozer	Cleveland Cavaliers	Duke	1999
2001	44	Lonny Baxter	Chicago Bulls	Maryland	2001
	46	Matt Barnes	Memphis Grizzlies	UCLA	2000
	6	Shane Battier	Memphis Grizzlies	Duke	1999
	18	Jason Collins	Houston Rockets	Stanford	1999
	32	Omar Cook	Orlando Magic	St. John's	2000
2000	43	Eric Chenowith	New York Knicks	Kansas	2000
	53	Jarron Collins	Utah Jazz	Stanford	1999
	7	Chris Mihm	Chicago Bulls	Texas	1997
	29	Mark Madsen	Los Angeles Lakers	Stanford	1999
	33	Jake Voskuhl	Chicago Bulls	Connecticut	1999
1999	34	Khalid El-Amin	Chicago Bulls	Connecticut	1999
	41	Chris Carawell	San Antonio Spurs	Duke	1999
	48	Mark Karcher	Philadelphia 76ers	Temple	1998
1999	20	Dion Glover	Atlanta Hawks	Georgia Tech	1996
	35	Calvin Booth	Washington Wizards	Penn State	1995
1998	15	Matt Harpring	Orlando Magic	Georgia Tech	1996

2K EMPIRE CLASSIC BENEFITING WOUNDED WARRIOR PROJECT

THE GAZELLE GROUP

WHO WE ARE...

The Gazelle Group is a sports marketing firm located in Princeton, N.J., specializing in event production/management, client representation, and sponsorship consulting. Gazelle has the expertise and is committed to developing prioritized business plans that achieve its clients' marketing and financial goals. Since its formation in 1994, The Gazelle Group has established itself as a leader in the sports marketing industry.

WHAT WE DO...


Companies, organizations, and individuals achieve maximum results with the integration of services and resources offered by Gazelle:

- sponsorship representation and sales
- coach representation
- advertising, promotions and publicity
- program production and advertising sales
- corporate endorsements
- personal appearances and motivational speaking
- merchandising and licensing
- TV rights, packaging, representation, and sales
- conceptualization and development of individual events and series
- creation and/or maintenance of Internet presence
- rights acquisition
- hospitality implementation and sales
- project and event implementation
- signage and electronic imaging

DID YOU KNOW ...

RICK GILES founded The Gazelle Group in 1994 after spending eight years at Trans World International, the world's largest independent source and distributor of televised sports and a division of International Management Group (IMG), the world's largest sports management company. Giles is a graduate of Princeton University and the Stern School of Business at New York University.

Gazelle's operating philosophy is based upon the belief that, in the rapidly changing sports marketplace, corporations and sports organizations require a customized approach and strategy to develop and implement effective programs. This market-oriented approach enables a client to reach business objectives through a cost-efficient program designed specifically for that client. The client's individual needs are always the priority at Gazelle.



2K EMPIRE CLASSIC benefiting WOUNDED WARRIOR PROJECT

CHAMPIONSHIP ROUNDS: Madison Square Garden • New York, N.Y. • Nov. 21-22, 2019

SUBREGIONAL ROUNDS: Riverside, Calif. • Nov. 22-23, 2019

PARTICIPATING TEAMS: Duke • Georgetown • Texas • Cal • CBU • Central Arkansas • Georgia State • Prairie View A&M

WEBSITE: EmpireClassic.net | **TWITTER:** @empireclassiccbb | **INSTAGRAM:** @empireclassiccbb



ROMAN LEGENDS CLASSIC presented by OLD TRAPPER

CHAMPIONSHIP ROUNDS: Barclays Center • Brooklyn, N.Y. • Nov. 25-26, 2019

SUBREGIONAL ROUNDS: Green Bay, Wis. • Nov. 25-26, 2019

PARTICIPATING TEAMS: Auburn • Wisconsin • Richmond • New Mexico • CSUN • Colgate • Green Bay • McNeese State

WEBSITE: LegendsClassic.com | **TWITTER:** @legendsbball | **INSTAGRAM:** @legendsclassic



GOTHAM CLASSIC

DATES: December 13-27, 2019

PARTICIPATING TEAMS: Boston College • Saint Louis • Belmont • Eastern Washington • High Point

WEBSITE: GothamClassic.com | **TWITTER:** @gothamclassic | **INSTAGRAM:** @gothamclassic



SUNSHINE SLAM

SITE: Silver Spurs Arena • Kissimmee, Fla. • Nov. 8-10, 2019

PARTICIPATING TEAMS: Delaware • Oakland • Southern Illinois • UTSA

WEBSITE: SunshineSlam.com | **TWITTER:** @thesunshineslam | **INSTAGRAM:** @thesunshineslam



COLLEGE BASKETBALL INVITATIONAL

The College Basketball Invitational (CBI) returns for its 13th tournament next spring. The tournament, comprised of teams that are not selected for the NCAA Tournament, is a single-elimination tournament until the championship series, which is a best-of-three series. All tournament games are played at on-campus sites to allow each school's fan base to cheer on their team to a championship.

WEBSITE: collegebasketballinvitational.com | **TWITTER:** @cbitourney | **INSTAGRAM:** @cbitourney