

OREGON STATE BASKETBALL



Men's Basketball Media Relations Contact - Michael Collins • michael.collins@oregonstate.edu
Office: 541.737.8898 • Cell: 541.230.0603 • Fax: 541.737.3072 • www.osubeavers.com

2008-09 OREGON STATE SCHEDULE

NOV. 2	Saint Martin's (Exhibition)	W, 80-76
NOV. 8	Concordia (Exhibition)	W, 82-57
Nov. 14	at Howard	L, 45-47
Nov. 22	at Nevada	L, 71-79
NOV. 24	Yale	L, 52-53
NOV. 26	Montana State	L, 79-82 ot
Nov. 30	at Fresno State	W, 62-54
Dec. 6	at Iowa State # (ESPNU)	L, 50-63
DEC. 13	Nebraska (FSN NW/MW)	W, 64-63
DEC. 16	Seattle Pacific	W, 71-67
DEC. 20	Howard	W, 90-54
DEC. 29	Seattle (FSN NW)	W, 59-50
JAN. 2	UCLA * (FSN) - [9/NR]	L, 46-69
JAN. 4	USC * (FSN NW)	W, 62-58 ot
Jan. 8	at Arizona State * (FSN) - [16/NR]	L, 38-69
Jan. 10	at Arizona * (FSN NW/AZ)	L, 47-64
JAN. 15	Washington State * (FSN)	L, 57-61 ot
JAN. 17	Washington * (FSN NW)	L, 59-85
Jan. 22	at California *	W, 69-65
Jan. 24	at Stanford * (FSN NW/BAY AREA)	W, 77-62
JAN. 26	Cal State Bakersfield	W, 65-59
JAN. 31	Oregon * (FSN NW)	W, 57-54
FEB. 5	Arizona * (FSN NW/AZ)	L, 56-59
FEB. 7	Arizona State * (FSN NW) - [23/NR]	L, 38-49
Feb. 12	at Washington * (FSN NW) - [24/NR]	L, 60-79
Feb. 14	at Washington State * (FSN NW)	W, 54-52
FEB. 19	Stanford *	W, 66-54
FEB. 21	California * (FSN NW)	W, 65-54
March 1	at Oregon * (FSN)	L, 69-79
March 5	at UCLA * - [17/NR]	L, 54-79
March 7	at USC *	L, 52-68
March 11	vs. No. 9 Stanford (FSN) &	L, 54-62
March 18	Houston ^ (HDNet)	W, 49-45
March 23	Vermont ^ (HDNet)	W, 71-70 ot
March 25	Stanford ^ (HDNet)	W, 65-62 ot
March 30	UTEP ^ (HDNet)	W, 75-69
April 1	UTEP ^ (HDNet)	7:00 PM
April 3	UTEP ^ (HDNet)	7:00 PM

Home games are in bold.

Times, dates and TV are subject to change.

All times Pacific.

Pac-10/Big 12 Hardwood Series

[#/#] - Indicates national ranking

* Pacific-10 Conference contest ranking

& - Pacific Life Pac-10 Tournament (Los Angeles, Calif.)

^ - College Basketball Invitational (Corvallis, Ore./El Paso, Texas)

OREGON STATE HEADS TO EL PASO FOR GAME TWO OF CBI CHAMPIONSHIP SERIES

THE SCHEDULE

Wednesday, April 1
Oregon State at UTEP, 7:05 PM



LIVE COVERAGE

Radio: Beaver Sports Radio Network
.....Mike Parker (play-by-play)
Live Video: None
Live Audio: www.osubeavers.com
Live Stats: www.osubeavers.com
Television: HDNet

THE SERIES

Oregon State vs. UTEP:.....Oregon State leads 2-1
Corvallis, Ore.:.....Series tied 1-1
El Paso, Texas:.....Oregon State leads 1-0
Neutral:.....Never Met

Winners of four straight, the Oregon State men's basketball team is within one win of its first-ever postseason tournament title as the Beavers return to action this week for game two of the College Basketball Invitational championship series as the Beavers travel to face UTEP on Wednesday, April 1, at 7:05 p.m. The game will be carried live by HDNet (DirecTV 79 or 306; Dish 9422, Comcast 737) and can be heard over the Beaver Sports Radio Network with Mike Parker providing the call.

Oregon State enters game two with a record of 17-17 on the year after defeating UTEP 75-69 in game one. Roeland Schaftenaar had 19 points and six assists while Lathen Wallace added 18 points, Seth Tarver 17 and Rickey Claitt 13 for the Beavers.

Oregon State is making its 21st postseason appearance in school history as the four victories in the CBI mark the first time the Beavers have won four post-season games in school history.

Oregon State meets UTEP for the fourth time in school history as the schools split the first two meetings before Oregon State captured game one. UTEP won the first meeting in Corvallis during the 1985-86 season while Oregon State won in El Paso the following year.

Oregon State enters the contest as one of the most improved teams in college basketball as the Beavers have won 11 more games than the 2007-08 squad, ranking the Beavers behind Missouri (+15) and LSU (+14) as the most improved teams this season.

PROJECTED STARTING LINEUP

#	NAME	POS.	HT.	WT.	CL.	PPG	RPG	APG	OF NOTE
5	Josh Tarver	G	6-3	185	Jr.*	3.8	1.6	1.3	Scored season high 21 points against Yale.
10	Roeland Schaftenaar	F	6-11	240	Jr.	10.2	3.8	3.3	Pac-10 Player of the Week for performance in Bay Area.
11	Rickey Claitt	G	6-2	175	Sr.	7.0	1.9	2.8	Senior captain leads team in minutes played.
15	Seth Tarver	G/F	6-5	205	Jr.	8.1	5.1	1.9	Leads Pac-10 with 1.8 steals per game.
34	Lathen Wallace	G	6-3	200	So.*	7.7	2.0	0.5	Led team in scoring during Pac-10 play last year.

PROJECTED RESERVES

#	NAME	POS.	HT.	WT.	CL.	PPG	RPG	APG	OF NOTE
0	Kevin McShane	F	6-9	215	Fr.*	0.4	0.9	0.4	Walk-on who transferred from Clackamas CC.
1	Kyle Bjornstad	G	5-9	170	Sr.	0.0	0.0	0.0	Former walk-on who earned scholarship this summer.
2	Calvin Hampton	F/C	6-10	250	Jr.*	1.2	0.7	0.2	F/C who has been cleared to play following hip injury.
4	David Sturner	F	6-8	205	Fr.	0.4	0.4	0.4	Oregon native who is a walk-on for freshman season.
12	Joey McConnell	G	6-4	200	Sr.*	0.0	0.2	0.1	Former walk-on started final four contests last year.
22	Calvin Haynes	G	6-2	185	So.	13.5	3.1	1.3	Career-high 25 points in win against Stanford.
24	Omari Johnson	F	6-7	205	So.	6.6	3.3	0.9	First career double-double against Nebraska.
30	Daniel Deane	F	6-8	245	Jr.*	5.3	4.1	0.8	Two double-doubles this season.

TRANSFERS

#	NAME	POS.	HT.	WT.	CL.	PPG	RPG	APG	OF NOTE
3	Chris Richard	G	6-3	190	Fr.^	--	--	--	Walk-on who transferred from Richmond.

**COVERING OSU BASKETBALL
ATHLETIC COMMUNICATIONS**

Men's Basketball Contact Michael Collins
 Office:.....541-737-8898
 Cell:.....541-230-0603
 E-mail:.....michael.collins@oregonstate.edu
 Fax:.....541-737-3072
 Press Row Phone:.....541-737-3020
 Website:.....www.osubeavers.com
 Office Address:.....209 Gill Coliseum
 Corvallis, OR 97331

CONTACT INFORMATION

For all inquiries related to Oregon State men's basketball, please contact Michael Collins, men's basketball sports information director, at (541) 737-8898 or via e-mail at michael.collins@oregonstate.edu.

CREDENTIALS

Credential requests should be made at least one week ahead of time. Credentials will be mailed if time permits, or they will be left at the will call office at Gill Coliseum.

INTERVIEW REQUESTS

All interview requests with OSU players must be made through the Athletic Communications office. The best time to talk to players and coaches is typically after practice. Contact men's basketball SID Michael Collins to request interviews. For interviews that require more time and planning, please make arrangements at least 24 hours in advance.

PRACTICES

The first part of OSU basketball practices are generally open to the media. Practices are closed on occasion, however, so please call men's basketball SID Michael Collins prior to coming. Interviews with coaches and players are typically available before practice.

GAME-DAY SERVICES

Accredited media will be allowed entrance to the media room (room 5, located in the basement of Gill Coliseum) approximately two hours prior to tipoff. Pregame notes and media guides are available in the media room. The Sports Information office will furnish player statistics and a play-by-play summary at halftime and at the end of each contest. Coach and player quotes will also be transcribed and distributed after each game.

POSTGAME INTERVIEWS

The OSU locker room is closed at all times (home and away). After home games, Oregon State head coach Craig Robinson and selected players will be brought to the media room (room 5, located in the basement of Gill Coliseum). The visiting head coach and players will be available at the opponent's locker room (room 17A, located in the basement of Gill Coliseum), and media should contact the visiting sports information director for the team's interview policy.

PAC-10 TELECONFERENCE CALLS

Each Tuesday during the Pac-10 season, all 10 head coaches participate in a weekly teleconference call with the media. Please contact the Pac-10 (925-932-4411) or Oregon State men's basketball SID Michael Collins (541-737-8898) for the schedule and/or call-in number. A taped replay is also available.

ON THE INTERNET

For the latest information, including live game coverage, weekly press releases, statistics, rosters and more, access www.osubeavers.com on the internet.

SCOUTING THE UTEP MINERS

UTEP, led by head coach Tony Barbee, enters the contest with a record of 22-13 on the season as the Miners fell to the Beavers, 75-69, in game one of the championship series.

Stefon Jackson leads the UTEP attack with 24.4 points per game while Randy Culpepper is averaging 17.6 points per contest for the Miners.

UTEP is shooting 42.1 percent from the field while holding opponents to 42.9 percent from the floor. UTEP owns an impressive 12-4 mark in El Paso this season.

THE UTEP SERIES

The contest with the Miners marks the fourth time the teams have met in school history. Before Monday's win by Oregon State, UTEP captured the first meeting with a win in Corvallis during the 1985-86 season while Oregon State won in El Paso the following year.

OREGON STATE CLIMBING UP THE LIST OF GREATEST SINGLE-SEASON TURNAROUNDS

With the win over Cal, Oregon State improved its league record to 7-8 on the season after the Beavers went winless in league play a year ago. The seven-win improvement this year tied Oregon State for fifth on the list of biggest Pac-10 improvements from one season to the next. Below is a list of the biggest improvements from one season to the next in Pac-10 Conference history.

TEAM	RECORD (SEASON)	IMPROVED RECORD (SEASON)	GAMES IMPROVED
Oregon	5-13 (2000-01)	15-3 (2001-02)	+10
Washington State	4-14 (2005-06)	13-5 (2006-07)	+9
Stanford	2-16 (1992-93)	10-8 (1993-94)	+8
Arizona State	7-11 (1978-79)	15-3 (1979-80)	+8
OREGON STATE	0-18 (2007-08)	7-10 (2008-09)	+7

SETH TARVER AND THE 1-3-1 WREAKING HAVOC ON OPPOSING OFFENSES

Oregon State's 1-3-1 zone defense has received a lot of attention and the guard at the top of the zone, Seth Tarver, is a big reason why. The junior currently leads the Pac-10 Conference at 1.8 steals per game overall and led the league with 2.0 steals per game in conference play. Should Tarver capture the regular season steals crown, it would be the first time an Oregon State player led the league in steals since Gary Payton led the league in 1990.

In addition to Tarver, the rest of the Oregon State defense has done its part as well, as the Beavers ranked second in steals in conference games, averaging 7.2 steals per game, and rank fifth overall at 6.9 steals per contest.

2008-09 OREGON STATE MEN'S BASKETBALL NUMERICAL ROSTER

NO.	PLAYER	POS.	HT.	WT.	YR.	EXP.	HOMETOWN (HIGH SCHOOL/LAST SCHOOL)
0	Kevin McShane	F	6-9	215	Fr.*	TR	Portland, Ore. (Jesuit HS/Clackamas CC)
1	Kyle Bjornstad	G	5-9	170	Sr.	1V	Eugene, Ore. (Marist HS/Northwest Christian)
2	Calvin Hampton	F/C	6-10	250	Jr.*	2V	Fort Washington, Md. (New Hampton Prep)
3	Chris Richard	G	6-3	190	Fr.^	TR	Portland, Ore. (West View HS/Richmond)
4	David Sturner	F	6-8	205	Fr.	HS	Philomath, Ore. (Philomath HS)
5	Josh Tarver	G	6-3	185	Jr.*	2V	Portland, Ore. (Jesuit HS)
10	Roeland Schaftenaar	F/C	6-11	240	Jr.	2V	Utrecht, Netherlands (Gerrit Rietveld College)
11	Rickey Claitt	G	6-2	175	Sr.	1V	Orlando, Fla. (Edgewater HS/Mineral Area JC)
12	Joey McConnell	G	6-4	200	Sr.*	3V	Madras, Ore. (Madras HS)
15	Seth Tarver	G/F	6-5	205	Jr.	2V	Portland, Ore. (Jesuit HS)
22	Calvin Haynes	G	6-2	185	So.	1V	Reseda, Calif. (Taft HS/South Kent Prep)
24	Omar Johnson	F	6-7	205	So.	1V	Los Angeles, Calif. (Dorsey HS)
30	Daniel Deane	F	6-8	245	So.*	TR	Park City, Utah (Judge Memorial/Utah)
34	Lathen Wallace	G	6-3	200	So.*	RS	Portland, Ore. (Jefferson HS)

* used redshirt year
 ^ will sit out 2008-09 season due to NCAA transfer rules.

Head Coach: Craig Robinson (first year, Princeton, 1983)
Assistant Coaches: Douglas Stewart (Brown, 1994) Nate Pomeday (Northwestern, 1999), David Grace (Park, 2003)
Director of Basketball Operations: TBA **Asst. Director of Basketball Operations:** Jaimee Colbert
Trainer: Tom Fregoso **Strength & Conditioning Coach:** Brendon Ziegler



OREGON STATE MEN'S BASKETBALL TIP-INS

- The contest with the Miners marks only the fourth time the schools have met. After splitting the first two meetings, Oregon State now leads the series 2-1 after defeating the Miners on Monday.
- With the wins over Houston, Vermont, Stanford and UTEP in the CBI, it marks the first time the Beavers have won four post-season games in school history.
- Oregon State shot 60.5 percent from the field in the game against UTEP, marking the 13th time this season the Beavers have shot 50 percent or better from the field. Last season, Oregon State shot 50 percent or better in only two contests. Oregon State ranks No. 60 in the NCAA in field goal percentage at 46.1 percent.
- In 31 games last season, underclassmen led the Beavers in scoring in 22 times. This season, underclassmen have led the Beavers in scoring 32 times with senior Rickey Claitt leading the team in scoring two times.
- Oregon State hit 14 three-pointers in the win over Howard to establish a new single-game school record.
- Currently, the Beavers have a plus-11 win total from last season which is tied for third best improvement in the nation: (Missouri +15, LSU +14, Oregon State +11, Radford +11, Buffalo +11).
- The regular season sweep of Stanford marked the first time since the 1992-93 season the Beavers had swept the Cardinal. The sweep of Cal marked the first time since the 1994-95 season the Beavers had swept the Bears. Oregon State swept the Bay Area schools for the first time in the same season since 1989-90.
- Calvin Haynes has led OSU since returning to the line-up as the sophomore scored a career-high 25 points in the win at Stanford. Haynes currently leads the team and ranks 16th in the Pac-10 with 13.9 points per game.

CALVIN HAYNES LEADING THE WAY FOR THE BEAVERS

Sophomore Calvin Haynes has been the leading scorer ever since returning to the Oregon State line-up in the win against Nebraska as the guard has averaged 13.5 points through 28 games to rank 18th in the league in scoring. After scoring 14 in the win against Nebraska, Haynes came off the bench to score 20 points against Seattle Pacific. In reaching double figures in every game but six since his return, Haynes registered a career high with 25 points in the win at Stanford. Through 28 games, Haynes leads the team with 19 games in double figures and has scored 20-plus points four times this season.

RICKEY CLAITT PLAYING WELL

Senior Rickey Claitt has had a solid senior season as the guard has stepped into a leadership role for the Beavers. Heading into game two against UTEP, Claitt ranks fifth on the team with 7.0 points per game. The workhorse has played nearly every minute for the Beavers this season as he ranks 10th in the Pac-10 Conference at 33.3 minutes per game.

One area in which Claitt has dramatically improved has been from the field, where the senior is currently hitting 54.8 percent of his shots including an impressive 46.2 percent from behind the arc (36-of-78).

The senior has already established numerous career highs as Claitt scored a career-high 21 points against Montana State. Claitt surpassed his previous career best of 11 points in the first half alone, scoring 13. Claitt followed it up by going a perfect 5-of-5 from the field in the win against Fresno State, including a perfect 3-of-3 from behind the arc.

ROELAND SCHAFTENAAR PLAYING PIVOTAL ROLE AS "POINT-CENTER"

The term "point-center" has entered the Pac-10 Conference lexicon with the arrival of Craig Robinson at Oregon State as Roeland Schaftenaar has played the position and been pivotal in leading the Beavers to 17 victories this season.

In Pac-10 Conference games, Schaftenaar finished No. 7 in assist-to-turnover ratio. His 63 assists and 39 turnovers gave him a 1.6 ratio.

The "point-center" led Oregon State to its first Bay Area sweep since the 1992-93 season as the Beavers captured wins at California (69-65) and Stanford (77-62). In the wins, he averaged 20.0 points, 5.0 assists and 2.0 steals as he turned in an impressive 10-to-1 assist to turnover ratio for the weekend while earning Pac-10 Conference Player of the Week honors.

OREGON STATE RANKS AMONG NATION'S BEST IN FIELD GOAL PERCENTAGE

After struggling from the field last season, indicators show the new offensive system in place has allowed Oregon State to dramatically improve its shooting numbers as the Beavers rank among the nation's best. Entering this contest against UTEP, Oregon State is shooting 46.5 percent and ranks sixth in the Pac-10 and 60th in the NCAA. In fact, the 46.5 percent is the highest field goal percentage for Oregon State since the 1992 season.

Oregon State is especially efficient within the three-point arc as the Beavers are hitting 52.4 percent of their two-point shots to rank 33rd in the country according to kenpom.com.

The Beavers shot 60.5 percent from the field against UTEP in game one, marking the 13th time this season Oregon State has shot 50 percent or better from the field. In fact, the Beavers have shot 58 percent or better from the floor on five occasions this season. Last year, Oregon State shot 50 percent or better on only two occasions.

FOLLOWING THE BEAVERS OREGON STATE BASKETBALL TICKETS

Season tickets range from \$157 to \$364. Fans can also choose from the popular weekend package with all Saturday and Sunday games for \$121. In addition, single-game tickets are on sale now as prices are \$25 for chairback seating and \$15 for all other areas of Gill Coliseum. Tickets to the game against Oregon are \$27 for all areas of the arena. All seating is reserved. For more information contact the Oregon State Ticket Office at 1-800-60-BEAVS or log onto www.osubeavers.com.

BEAVER SPORTS RADIO NETWORK

Astoria	KKEE (AM 1230)
Bend	KICE (AM 940)
Coos Bay	KYSJ (FM 105.9)
Corvallis	KEJO (AM 1240)
Cottage Grove	KNND (AM 1400)
Enterprise	KWVR (AM 1340/FM 92.1)
Eugene	KKNX (AM 840)
Florence	KCST (AM 1250/FM 106.9)
Hermiston	KOHU (AM 1360)
Klamath Falls	KAGO (AM 1150)
Medford	KMED (AM 1440)
Newport	KNPT (AM 1310)
Portland	KPAM (AM 860)
Portland	KKAD (AM 1550)
Prineville	KRCO (AM 690)
Roseburg	KRNR (AM 1490)
Salem	KBZY (AM 1490)
The Dalles	KODL (AM 1440)

osubeavers.com via Yahoo! Sports subscription

BEAVER NATION ONLINE

The subscription-based site within www.osubeavers.com offers exclusive interviews, highlights, webcasts and special features from Beaver coaches and players throughout the year. More than 500 videos are added to Beaver Nation Online during the year, including more than 40 live baseball games, game replays, weekly and postgame press conferences, special features, highlights, classic games and much more.

BEAVER SPORTS TALK

Most of the Oregon State radio network will carry Beaver Sports Talk every Tuesday at 7 p.m. The show originates from McMennamins, across the street from campus on Monroe. Basketball coaches Craig Robinson and LaVonda Wagner, as well as selected players, will appear on the show with host Mike Parker.

BEAVERS ALL-ACCESS

FSN Northwest will air the popular 30-minute "Beavers All-Access" show on Wednesdays during basketball season. On Mondays at 12:00 p.m. in downtown Corvallis at Big River Brewery, either Craig Robinson or LaVonda Wagner will sit down with host Todd Mansfield to tape segments for the show.



THE LAST TIME OREGON STATE...

BEAT A TOP 25 TEAM:

1/12/2006, vs. No. 24 Arizona

BEAT A TOP 10 TEAM:

3/2/2000, vs. No. 3 Arizona

BEAT A NO. 1 RANKED TEAM:

2/15/1974, vs. No. 1 UCLA

BEAT A TOP 25 TEAM ON THE ROAD:

1/5/1985, at No. 15 Washington

BEAT A TOP 10 TEAM ON THE ROAD:

1/17/1976, at No. 6 Washington

SCORED 100+ POINTS:

11/25/1997, vs. UC San Diego (116)

ALLOWED 100+ POINTS:

1/15/2005, at Washington (108)

SCORED FEWER THAN 50 POINTS:

2/7/09 vs. Arizona State (38)

ALLOWED FEWER THAN 50 POINTS:

11/14/08 at Howard (47)

SHOT 60+ PERCENT:

3/30/09, vs. UTEP (.605)

OPPONENT SHOT 60+ PERCENT:

1/8/09, at Arizona State (.651)

SHOT LESS THAN 30 PERCENT:

1/24/08, vs. USC (.277)

OPPONENT SHOT LESS THAN 30 PERCENT:

3/18/09, vs. Houston (.283)

FIVE BEAVERS IN DOUBLE-FIGURES:

12/30/2006, vs. Oregon

TWO BEAVERS WITH 20+ POINTS:

1/22/09, vs. Cal,
Roeland Schaftenaar (22) and Calvin Haynes (21)

PLAYER SCORED 30+ POINTS:

11/24/2006, Marcel Jones
at Northern Colorado (35 pts)

PLAYER MADE 5+ THREE-POINTERS:

3/30/09, Lathen Wallace vs. UTEP (5)

PLAYER HAD 10+ ASSISTS:

1/17/2004, Lamar Hurd vs. Washington (10)

PLAYER HAD 5+ BLOCKED SHOTS:

12/30/2007, C.J. Giles vs. Montana State (5)

PLAYER HAD 5+ STEALS:

2/21/09, Seth Tarver vs. Cal (5)

PLAYER HAD A TRIPLE-DOUBLE:

11/26/1988, Gary Payton vs. Portland
(20 pts, 14 rbs, 11 ast)

TWO PLAYERS HAD A DOUBLE-DOUBLE

12/13/2008, Omari Johnson (19 pts, 10 reb) and Daniel Deane (13
pts, 10 reb) vs. Nebraska

PLAYER HAD A DOUBLE-DOUBLE:

12/13/2008, Omari Johnson (19 pts, 10 reb) and Daniel Deane (13
pts, 10 reb) vs. Nebraska

OVERTIME GAMES: won 2 straight

1/15/09, lost to Washington State, 57-61, ot
3/23/09, defeated Vermont, 71-70, ot
3/25/09, defeated Stanford, 65-62, ot

THREE OREGON STATE PLAYERS EARN ALL-CONFERENCE HONORS

The Oregon State men's basketball team placed three players on the all-conference teams, the league office announced. Calvin Haynes and Roeland Schaftenaar earned honorable mention all-league honors while Seth Tarver was named to the all-defensive team.

The all-conference honors are the first for Haynes and Schaftenaar during their careers. Haynes leads the team in scoring while Schaftenaar, who has played the "point-center" role in offensive sets this season, finished the conference season seventh in assist-to-turnover ratio.

Tarver earns his first honorable mention all-defensive nod after the junior guard became the first Oregon State player to lead the league in steals since Gary Payton during the 1989-90 season. Tarver has recorded 54 steals this season to average 1.8 per contest as the guard averaged 2.0 steals per game in conference play.

OREGON STATE'S RECORD WHEN...

Scoring First.....	12-7	Better FG% than Opponent.....	14-5
Opponent Scores First.....	5-10	FG% is Equal.....	1-0
Leading at Halftime.....	9-5	Opponent Has Better FG%.....	2-12
Trailing at Halftime.....	7-12	80%-plus FT Pct.....	3-2
Tied at Halftime.....	1-0	70-79% FT Pct.....	3-1
Leading with 5 Minutes to Play.....	10-2	69%-minus FT Pct.....	11-14
Tied with 5 Minutes to Play.....	3-0	Better FT% than Opponent.....	5-4
Trailing with 5 Minutes to Play.....	4-15	FT% is Equal.....	1-1
Overtime Games.....	3-2	Opponent Has Better FT%.....	11-12
Game Decided by 1-5 Points.....	9-5	Outrebounding Opponent.....	6-6
Game Decided by 6-9 Points.....	4-2	Rebounds are Equal.....	4-0
Game Decided by 10+ Points.....	4-10	Outrebounded by Opponent.....	7-11
Scoring 90-99 Points.....	1-0	Fewer Turnovers than Opponent.....	6-5
Scoring 80-89 Points.....	0-0	Turnovers are Equal.....	2-4
Scoring 70-79 Points.....	4-2	More Turnovers than Opponent.....	9-8
Scoring 60-69 Points.....	8-2	5 Beavers in Double-Figures.....	0-0
Scoring 50-59 Points.....	3-8	4 Beavers in Double-Figures.....	4-1
Scoring 49 or Fewer Points.....	1-5	3 Beavers in Double-Figures.....	4-3
Opp. Scoring 90-99 Points.....	0-0	2 Beavers in Double-Figures.....	9-6
Opp. Scoring 80-89 Points.....	0-2	1 Beaver in Double-Figures.....	0-7
Opp. Scoring 70-79 Points.....	1-4	Oregon State Bench Scores More.....	9-9
Opp. Scoring 60-69 Points.....	6-6	Bench Scoring is Equal.....	0-1
Opp. Scoring 50-59 Points.....	9-3	Opponent Bench Scores More.....	8-7
Opp. 49 or Fewer Points.....	1-2	Wearing Black.....	2-3
50%-plus FG Pct.....	10-3	Wearing Orange.....	3-7
40-49% FG Pct.....	5-5	Wearing White.....	12-7
39.9%-minus FG Pct.....	2-9	Biggest Deficit in Win.....	15, vs. USC (1/4/09)
Opp. 50%-plus FG Pct.....	3-6	Biggest Lead in Loss.....	15, vs. Montana State (11/26/08)
Opp. 40-49% FG Pct.....	9-8		
Opp. 39.9%-minus FG Pct.....	5-3		



CRAIG ROBINSON NAMED USBWA DISTRICT IX COACH OF THE YEAR

Oregon State head men's basketball coach Craig Robinson has been named the U.S. Basketball Writers Association District IX Coach of the Year, the organization announced.

In his first season at Oregon State, Robinson has led the Beavers to the fifth-best single season turnaround in Pac-10 history, guiding the squad to seven league wins after going winless in Pac-10 play a year ago.

Season highlights for the Beavers include sweeping the Bay Area schools for the first time since the 1989-90 season as well as winning seven conference games for the first time since the 2004-05 campaign (8).

Under Robinson's leadership, one area in which the Beavers have dramatically improved from is the field, where Oregon State is currently shooting 46.0 percent for the year after shooting 37.4 percent a year ago. The 46.0 percent effort from the floor is currently the highest the Beavers have shot from the field since the 1992-93 season.

HEAD COACH CRAIG ROBINSON

Craig Robinson, who led Brown University to a school record 19 victories last season, enters his first season at the helm of the Oregon State University men's basketball program and was named the 20th head coach in school history at a press conference on April 7, 2008.

In two years at Brown, Robinson led a turnaround for the Bears program, guiding the squad to a school-record 19 victories. The second-year Brown coach also led the Bears to their fourth ever post-season tournament berth, competing in the inaugural College Basketball Invitational. Robinson's team posted an 11-3 Ivy League mark, second best in school history, and good for second place in the conference standings. Robinson won more games (30) in his first two years than any other head coach in Brown basketball history.

Prior to Brown, Robinson worked at Northwestern, where he spent six seasons with the Wildcats under head coach Bill Carmody (former head coach at Princeton). Robinson's relationship with Carmody dates to the 1982-83 season when as a senior captain, he led Princeton to the second round of the NCAA Men's Basketball Championship, Carmody's first year as an assistant coach with the Tigers.

A 1983 graduate of Princeton with an AB (Arts of Bachelor degree) in Sociology, Robinson is considered one of the top players in Ivy League history. He ranks fourth on Princeton's all-time scoring list with 1,441 points and led the Ivy League in field goal percentage in 1982 (.577) and 1983 (.642).

Robinson was also the league's first two-time honoree as Ivy League Player of the Year, sharing the honor in 1982 before winning it outright in 1983. He played under legendary Princeton coach Pete Carrill, leading the Tigers to two NCAA Men's Basketball Championship appearances during his tenure (1981 and 1983).

After graduating from Princeton with a degree in sociology, Robinson was drafted by the Philadelphia 76ers in the fourth round of the 1983 NBA draft. He played two seasons with the Manchester (England) Giants of the European Basketball League. In addition, he served as the assistant to the general manager and public relations officer for Manchester.

Robinson began his coaching career as an assistant coach at the Illinois Institute of Technology from 1988-90. He was responsible for offense implementation, game strategy, recruiting and advance scouting. He was also the head coach at the University of Chicago High School in 1999-2000.

Robinson, who also has an MBA in Finance from the University of Chicago Graduate School of Business (1992), took a hiatus from coaching and went into private business in 1990. He was a Vice President for Continental Bank from 1990-92, Vice President for Morgan Stanley Dean Witter from 1992-99 and then Managing Director for Loop Capital Markets before he made his move to Northwestern.

Entering its 108th season of basketball, Oregon State is the 13th winningest program all-time in NCAA Division I and has made 16 NCAA Men's Basketball Championship appearances. The program has produced 32 All-America selections and 75 all-conference selections. Five Oregon State players have been named Pac-10 Player of the Year while 42 players have been selected in the NBA Draft, including 12 first round selections.

Robinson and his wife Kelly have a 16-year-old son, Avery, and a 12-year-old daughter, Leslie.

OREGON STATE BY THE NUMBERS

DOUBLE-DOUBLES	2008-09	CAREER
Daniel Deane	2	2
Roeland Schaftenaar	1	2
Omari Johnson	1	1

DOUBLE-FIGURE POINTS	2008-09	CAREER
Seth Tarver	10	27
Calvin Haynes	19	24
Josh Tarver	3	23
Roeland Schaftenaar	15	22
Lathen Wallace	12	22
Omari Johnson	8	16
Rickey Claitt	6	8
Daniel Deane	5	5
Calvin Hampton	-	2

20-PLUS POINTS GAMES	2008-09	CAREER
Calvin Haynes	4	4
Roeland Schaftenaar	3	3
Josh Tarver	1	2
Seth Tarver	-	2
Rickey Claitt	1	1

DOUBLE-FIGURE REBOUNDS	2008-09	CAREER
Roeland Schaftenaar	1	4
Daniel Deane	2	2
Omari Johnson	1	1



PAC-10 CONFERENCE

2008-09 PAC-10 STANDINGS - 3/30/09

TEAM	PAC-10	PCT.	ALL	PCT.
Washington	14-4	.778	26-9	.743
UCLA	13-5	.722	26-9	.743
Arizona State	11-7	.611	25-10	.714
California	11-7	.611	22-11	.667
Arizona	9-9	.500	21-14	.600
USC	9-9	.500	22-13	.629
Washington State	8-10	.444	17-16	.515
Oregon State	7-11	.389	17-17	.500
Stanford	6-12	.333	20-14	.588
Oregon	2-16	.111	8-23	.258

OREGON STATE IN THE PAC-10 STATISTICS

AS OF MARCH 23, 2009	ALL GAMES		PAC-10 GAMES	
CATEGORY (TEAM)	NO.	RANK	NO.	RANK
Scoring Offense	59.2	9	56.8	10
Scoring Defense	62.4	3	64.3	3
Scoring Margin	-3.3	9	-7.4	9
Free Throw %	64.9	10	64.5	10
Field Goal %	46.0	6	44.7	8
Field Goal % Defense	44.7	8	47.0	8
3-Point FG %	34.2	8	34.2	7
3-Point FG % Defense	34.7	5	36.2	4
Rebounding Offense	28.5	10	26.2	10
Rebounding Defense	30.5	5	30.9	5
Rebounding Margin	-2.0	9	-4.8	10
Blocked Shots	1.9	10	1.8	9
Assists	12.5	7	11.8	8
Steals	6.9	5	7.2	2
Turnover Margin	-0.8	8	+0.3	2
Assist/Turnover Ratio	0.9	7	1.0	7

OREGON STATE INDIVIDUALS IN THE PAC-10

SCORING	NO.	RANK
Calvin Haynes	14.0	17
REBOUNDING	NO.	RANK
Seth Tarver	5.1	16
Daniel Deane	4.4	18
FIELD GOAL PERCENTAGE	NO.	RANK
Seth Tarver	56.4	4
STEALS	NO.	RANK
Seth Tarver	1.8	1
BLOCKED SHOTS	NO.	RANK
Roeland Schaftenaar	0.8	8
ASSIST/TURNOVER RATIO	NO.	RANK
Roeland Schaftenaar	1.5	8
MINUTES PLAYED	NO.	RANK
Rickey Claitt	34.0	9

OREGON STATE SIGNS TWO DURING EARLY SIGNING PERIOD

Joe Burton (Hemet, Calif.) and Roberto Nelson (Santa Barbara, Calif.) have signed National Letters of Intent with the Oregon State men's basketball program, head coach Craig Robinson announced on Monday. The two signees, who are both among Rivals.com top 150 for the class of 2009, will join the squad for the 2009-10 season.

"We are extremely pleased to sign two players of this caliber," head coach Craig Robinson said. "They will come in and provide an immediate impact and are the type of players we need to get the program heading in the right direction."

Nelson, a 6-4, 185-pound, shooting guard, signs with Oregon State out of Santa Barbara High School and is one of the most highly-touted shooting guards in the 2009 class.

Nelson is ranked among the nation's best by several recruiting services, as the four-star recruit is listed as the No. 72 player in the country and No. 17 at his position by Rivals.com. In addition, Nelson is rated as the No. 16 shooting guard and No. 66 overall by ESPN.com and was a second-team 'Best in the West' selection by the Long Beach Press-Telegram.

Burton, also rated among the top players in the nation, averaged 21.0 points and 16.0 rebounds per game as a junior, helping lead West Valley High School to the Southern Section Division III-A championship.

The 6-8, 260-pound, three-star player is ranked as the No. 17 center in the country and No. 120 player overall by Rivals.com. In addition, Burton is ranked as the No. 11 prospect in the nation at center by ESPN.com.

The two signees mark the first two players Robinson has signed to National Letters of Intent at Oregon State since he was hired on April 7, 2008.

UP NEXT...

Oregon State will meet UTEP in game two of the championship series when the Beavers travel to El Paso, Texas, to face the Miners on Wednesday, April 1, at 7:00 p.m.

OREGON STATE HIGHS/LOWS

Most Points	90 vs. Howard (12/20/08)
Fewest Points	38, two times
Most 1st Half Points	42 vs. Howard (12/20/08)
Fewest 1st Half Points	13 vs. Arizona State (2/7/09)
Most 2nd Half Points	48 vs. Howard (12/20/08)
Fewest 2nd Half Points	17 vs. Washington State (1/15/09)
Best FG Pct.	64.2 (34-of-53) vs. Howard (12/20/08)
Worst FG Pct.	32.6 (15-of-46) vs. Arizona State (2/7/09)
3-Pt. FGs Made	14 vs. Howard (12/20/08)
3-Pt. FGs Attempted	28, two times
Free Throws Made	21 vs. Nebraska (12/13/08)
Free Throws Attempted	33 vs. Seattle (12/29/08)
Rebounds	40, two times
Fewest Rebounds	19 vs. Washington (1/17/09)
Best Rebound Margin	+15 vs. Nebraska (12/13/08)
Worst Rebound Margin	-27 vs. Washington (1/17/09)
Assists	24 vs. Howard (12/20/08)
Fewest Assists	5, two times
Most Turnovers	24 vs. Nebraska (12/13/08)
Fewest Turnovers	4 at Washington State (2/14/09)
Best Turnover Margin	+8, two times
Worst Turnover Margin	-13 vs. Nebraska (12/13/08)
Blocked Shots	5 vs. Howard (12/20/08)
Steals	12 vs. Yale (11/24/08)

OPPONENT HIGHS/LOWS

Most Opp. Points	85 by Washington (1/17/09)
Fewest Opp. Points	45 by Houston (3/18/09)
Most Opp. 1st Half Pts	43 by Cal (1/22/09)
Fewest Opp. 1st Half Pts	15 by Howard (12/20/08)
Most Opp. 2nd Half Pts	51, two times
Fewest Opp. 2nd Half Pts	19 by Oregon (1/31/09)
Opp. FG Pct.	65.1 (28-of-43) by Arizona State (1/8/09)
Worst Opp. FG Pct.	28.3 (15-of-53) by Houston (3/18/09)
Opp. 3-Pt. FGs Made	11 by Cal (1/22/09)
Opp. 3-Pt. FGs Attempted	33 by Stanford (1/24/09)
Opp. FTs Made	26 by Oregon (3/1/09)
Opp. FTs Attempted	34 by Oregon (3/1/09)
Opp. Rebounds	46 by Washington (1/17/09)
Fewest Opp. Rebounds	25 by Stanford (2/19/08)
Opp. Assists	22 by Arizona State (1/8/09)
Fewest Opp. Assists	7 by Howard (12/20/08)
Most Opp. Turnovers	21 by Yale (11/24/08)
Fewest Opp. Turnovers	7, two times
Blocked Shots	6, two times
Steals	12, two times

OREGON STATE PLAYER SUPERLATIVES

Points	26; Schaftenaar, Roeland vs. Stanford (2/19/09)
Field Goals Made	10; two times by two players
Field Goal Att.	16; two times by two players
3-Point FG Made	5; two times by two players
3-Point FG Att.	9; Haynes, Calvin vs. Oregon (1/31/09)
Free Throws Made	10; Haynes, Calvin vs. Seattle (12/29/08)
Free Throw Att.	12; Haynes, Calvin vs. Seattle (12/29/08)
Rebounds	10; three times by two players
Assists	7; two times by two players
Steals	5; Tarver, Seth vs. Cal
Blocked Shots	2; eight times by three players



OREGON STATE MEN'S BASKETBALL STATISTICS

2008-09 OVERALL STATISTICS (17-17, 7-11)

##	PLAYER	GP	GS	MIN	AVG	TOTAL			3-PTS			REBOUNDS			PF	FO	A	TO	BLK	STL	PTS	AVG				
						FG	FGA	PCT	3FG	FGA	PCT	FT	FTA	PCT									OFF	DEF	TOT	AVG
22	Haynes, Calvin	28	5	854	30.5	135	313	.431	46	126	.365	61	85	.718	15	72	87	3.1	52	1	41	55	5	30	377	13.5
10	Schaftenaar, Roeland	34	31	1016	29.9	127	270	.470	23	67	.343	71	101	.703	25	103	128	3.8	57	1	109	77	28	27	348	10.2
15	Tarver, Seth	34	34	1013	29.8	113	193	.585	1	13	.077	48	75	.640	54	118	172	5.1	58	0	63	51	0	60	275	8.1
34	Wallace, Lathen	32	9	622	19.4	85	200	.425	46	118	.390	31	50	.620	21	44	65	2.0	56	1	16	44	2	21	247	7.7
11	Claitt, Rickey	34	34	1147	33.7	86	157	.548	36	78	.462	30	47	.638	13	52	65	1.9	70	1	87	44	1	38	238	7.0
24	Johnson, Omari	32	14	651	20.3	77	183	.421	28	86	.326	28	49	.571	26	81	107	3.3	48	0	26	52	13	16	210	6.6
30	Deane, Daniel	34	19	711	20.9	61	151	.404	20	66	.303	39	69	.565	42	99	141	4.1	75	1	26	70	11	14	181	5.3
05	Tarver, Josh	33	18	585	17.7	53	107	.495	2	16	.125	18	30	.600	14	40	54	1.6	55	1	47	32	4	26	126	3.8
02	Hampton, Calvin	29	0	159	5.5	15	35	.429	0	1	.000	3	5	.600	12	7	19	0.7	22	0	6	12	1	4	33	1.1
04	Sturner, David	8	0	30	3.8	1	6	.167	1	5	.200	0	0	.000	0	3	3	0.4	4	0	3	2	0	2	3	0.4
00	McShane, Kevin	17	6	113	6.6	2	8	.250	0	3	.000	2	3	.667	5	10	15	0.9	11	0	6	7	0	1	6	0.4
12	McConnell, Joey	11	0	15	1.4	0	1	.000	0	0	.000	1	2	.500	1	2	3	0.3	2	0	1	0	0	0	1	0.1
01	Bjornstad, Kyle	7	0	9	1.3	0	0	.000	0	0	.000	0	0	.000	0	0	0	0.0	1	0	0	1	0	0	0	0.0
TM	TEAM.....																									
	TOTAL.....	34				755	1624	.465	203	579	.351	332	516	.643	271	698	969	28.5	511	6	431	455	65	239	2045	60.1
	OPPONENTS.....	34				779	1736	.449	244	698	.350	334	471	.709	334	704	1038	30.5	530	10	484	426	77	203	2136	62.8

SCORE BY PERIODS: 1ST 2ND OT TOTAL
 OREGON STATE 927 1077 41 2045
 OPPONENTS 983 1113 40 2136

2008-09 PAC-10 CONFERENCE STATISTICS (7-11)

##	PLAYER	GP	GS	MIN	AVG	TOTAL			3-PTS			REBOUNDS			PF	FO	A	TO	BLK	STL	PTS	AVG				
						FG	FGA	PCT	3FG	FGA	PCT	FT	FTA	PCT									OFF	DEF	TOT	AVG
22	Haynes, Calvin	18	4	587	32.6	87	216	.403	29	87	.333	35	50	.700	9	44	53	2.9	36	1	26	34	4	18	238	13.2
10	Schaftenaar, Roeland	18	18	593	32.9	71	156	.455	17	42	.405	31	43	.721	11	49	60	3.3	32	1	63	39	17	20	190	10.6
15	Tarver, Seth	18	18	515	28.6	63	105	.600	0	6	.000	34	46	.739	23	62	85	4.7	25	0	29	24	0	36	160	8.9
34	Wallace, Lathen	17	4	317	18.6	46	105	.438	22	57	.386	16	24	.667	12	14	26	1.5	28	1	7	23	1	6	130	7.6
11	Claitt, Rickey	18	18	599	33.3	41	69	.594	13	28	.464	10	20	.500	8	30	38	2.1	36	0	38	18	1	21	105	5.8
24	Johnson, Omari	17	7	349	20.5	35	90	.389	13	41	.317	4	13	.308	12	36	48	2.8	31	0	13	27	4	10	87	5.1
30	Deane, Daniel	18	8	358	19.9	19	61	.311	7	30	.233	16	27	.593	16	43	59	3.3	37	0	13	27	4	9	61	3.4
05	Tarver, Josh	17	7	230	13.5	13	32	.406	0	3	.000	0	3	.000	7	17	24	1.4	23	1	15	9	2	6	26	1.5
02	Hampton, Calvin	17	0	82	4.8	8	20	.400	0	1	.000	2	3	.667	7	3	10	0.6	12	0	4	5	0	1	18	1.1
04	Sturner, David	3	0	7	2.3	1	1	1.000	1	1	1.000	0	0	.000	0	0	0	0.0	0	0	1	0	0	1	3	1.0
00	McShane, Kevin	12	6	95	7.9	2	7	.286	0	2	.000	1	2	.500	5	9	14	1.2	7	0	3	6	0	1	5	0.4
01	Bjornstad, Kyle	6	0	8	1.3	0	0	.000	0	0	.000	0	0	.000	0	0	0	0.0	1	0	0	1	0	0	0	0.0
12	McConnell, Joey	8	0	10	1.3	0	1	.000	0	0	.000	0	0	.000	1	1	2	0.3	1	0	0	0	0	0	0	0.0
TM	TEAM.....																									
	TOTAL.....	18				386	863	.447	102	298	.342	149	231	.645	133	338	471	26.2	269	4	212	218	33	129	1023	56.8
	OPPONENTS.....	18				416	885	.470	129	356	.362	196	267	.734	169	388	557	30.9	258	2	268	223	50	95	1157	64.3

SCORE BY PERIODS: 1ST 2ND OT TOTAL
 OREGON STATE 444 564 15 1023
 OPPONENTS 538 604 15 1157

2009 COLLEGE BASKETBALL INVITATIONAL STATISTICS (4-0)

##	PLAYER	GP	GS	MIN	AVG	TOTAL			3-PTS			REBOUNDS			PF	FO	A	TO	BLK	STL	PTS	AVG				
						FG	FGA	PCT	3FG	FGA	PCT	FT	FTA	PCT									OFF	DEF	TOT	AVG
10	Schaftenaar, Roeland	4	4	144	36.0	18	32	.563	2	7	.286	15	22	.682	5	18	23	5.8	3	0	18	14	3	2	53	13.3
34	Wallace, Lathen	4	4	131	32.8	15	37	.405	11	23	.478	8	12	.667	2	14	16	4.0	6	0	4	9	1	7	49	12.3
15	Tarver, Seth	4	4	134	33.5	18	24	.750	0	1	.000	3	6	.500	7	14	21	5.3	8	0	3	7	0	6	39	9.8
22	Haynes, Calvin	4	0	102	25.5	15	37	.405	2	11	.182	6	11	.545	1	9	10	2.5	5	0	6	4	1	4	38	9.5
11	Claitt, Rickey	4	4	151	37.8	11	27	.407	7	17	.412	4	6	.667	1	7	8	2.0	6	0	12	10	0	6	33	8.3
05	Tarver, Josh	4	4	77	19.3	8	12	.667	1	2	.500	0	0	.000	4	5	9	2.3	12	0	8	4	0	6	17	4.3
24	Johnson, Omari	4	0	39	9.8	5	14	.357	3	6	.500	3	4	.750	3	2	5	1.3	2	0	2	3	2	1	16	4.0
30	Deane, Daniel	4	0	63	15.8	7	11	.636	0	2	.000	0	1	.000	4	8	12	3.0	6	0	1	4	1	0	14	3.5
12	McConnell, Joey	1	0	1	1.0	0	0	.000	0	0	.000	1	2	.500	0	0	0	0.0	0	0	0	0	0	0	1	1.0
02	Hampton, Calvin	2	0	4	2.0	0	0	.000	0	0	.000	0	0	.000	0	0	0	0.0	1	0	0	0	0	0	0	0.0
00	McShane, Kevin	2	0	3	1.5	0	0	.000	0	0	.000	0	0	.000	0	1	1	0.5	2	0	0	0	0	0	0	0.0
01	Bjornstad, Kyle	1	0	1	1.0	0	0	.000	0	0	.000	0	0	.000	0	0	0	0.0	0	0	0	0	0	0	0	0.0
TM	TEAM.....																									
	TOTAL.....	4				97	194	.500	26	69	.377	40	64	.625	32	95	127	31.8	51	0	54	56	8	32	260	65.0
	OPPONENTS.....	4				95	225	.422	29	89	.326	27	41	.659	43	80	123	30.8	66	2	47	48	10	24	246	61.5

SCORE BY PERIODS: 1ST 2ND OT TOTAL
 OREGON STATE 115 130 15 260
 OPPONENTS 112 123 11 246



OREGON STATE 2008-09 RESULTS

RECORD	OVERALL	HOME	AWAY	NEUTRAL
ALL GAMES	14-17	10-7	4-9	0-1
CONFERENCE	7-11	4-5	3-6	0-0
NON-CONFERENCE	7-5	6-2	1-3	0-1

DATE	TIME	OPPONENT	SCORE	ATTEND	HIGH POINTS	HIGH REBOUNDS
11/14/08	7:00 PM	at Howard	45-47 L	1752	(10)Tarver, Seth	(9)Deane, Daniel
11/22/08	7:05 PM	at Nevada	71-79 L	7629	(19)Deane, Daniel	(10)Deane, Daniel
11/24/08	7:06 PM	YALE	52-53 L	3413	(21)Tarver, Josh	(6)Deane, Daniel (6)Tarver, Seth (6)Johnson, Omari
11/26/08	8:06 PM	MONTANA STATE	79-82 L OT	3109	(21)Claitt, Rickey	(7)Johnson, Omari
11/30/08	2:00 PM	at Fresno State	W 62-54	8548	(14)Claitt, Rickey	(6)Tarver, Josh
12/6/08	1:00 PM	at Iowa State	50-63 L	13668	(14)Deane, Daniel	(7)Tarver, Seth
12/13/08	5:07 PM	NEBRASKA	W 64-63	3359	(19)Johnson, Omari	(10)Deane, Daniel
12/16/08	7:06 PM	SEATTLE PACIFIC	W 71-67	2619	(20)Haynes, Calvin	(6)Tarver, Seth
12/20/08	7:06 PM	HOWARD	W 90-54	2859	(18)Johnson, Omari	(6)Johnson, Omari
12/29/08	7:06 PM	SEATTLE	W 59-50	3109	(24)Haynes, Calvin	(10)Tarver, Seth
1/2/09	7:33 PM	* UCLA	46-69 L	5629	(16)Haynes, Calvin	(7)Johnson, Omari (7)Deane, Daniel
1/4/09	2:37 PM	* USC	W OT 62-58	4719	(18)Schaftenaar, Roeland	(8)Tarver, Seth
1/8/09	8:30 PM	* at Arizona State	38-69 L	7004	(13)Wallace, Lathen	(7)Deane, Daniel
1/10/09	2:00 PM	* at Arizona	47-64 L	13144	(17)Wallace, Lathen	(5)Johnson, Omari
1/15/09	6:02 PM	* WASHINGTON STATE	57-61 L OT	5454	(19)Haynes, Calvin	(6)Haynes, Calvin
1/17/09	7:06 PM	* WASHINGTON	59-85 L	6648	(16)Tarver, Seth	(3)Haynes, Calvin (3)Deane, Daniel
1/22/09	7:30 PM	* at California	W 69-65	8236	(22)Schaftenaar, Roeland	(7)Haynes, Calvin
1/24/09	7:00 PM	* at Stanford	W 77-62	7329	(25)Haynes, Calvin	(8)Deane, Daniel
1/26/09	7:06 PM	CS BAKERSFIELD	W 65-59	5229	(20)Schaftenaar, Roeland	(8)Schaftenaar, Roeland
1/31/09	4:36 PM	* OREGON	W 57-54	10129	(15)Haynes, Calvin	(4)Haynes, Calvin (4)Tarver, Seth (4)Claitt, Rickey
2/5/09	5:36 PM	* ARIZONA	53-56 L	6537	(12)Haynes, Calvin	(9)Tarver, Seth
2/7/09	5:36 PM	* ARIZONA STATE	38-49 L	7449	(13)Claitt, Rickey	(5)Tarver, Seth
2/12/09	8:00 PM	* at Washington	60-79 L	10000	(15)Haynes, Calvin	(8)Deane, Daniel
02/14/09	4 p.m.	* at Washington State	W 54-52	7452	(17)Haynes, Calvin	(4)Deane, Daniel (4)Schaftenaar, Roeland (4)Haynes, Calvin
2/19/09	7:06 PM	* STANFORD	W 66-54	6229	(26)Schaftenaar, Roeland	(6)Tarver, Seth
2/21/09	2:06 PM	* CALIFORNIA	W 65-54	7619	(19)Haynes, Calvin	(8)Schaftenaar, Roeland
3/01/09	7:06 PM	* at Oregon	69-79 L	8769	(16)Haynes, Calvin	(7)Tarver, Seth
3/05/09	7:30 PM	* at UCLA	54-79 L	10348	(15)Wallace, Lathen	(5)Tarver, Josh
3/07/09	5:00 PM	* at USC	52-68 L	6603	(16)Tarver, Seth	(6)Tarver, Seth
3/11/09	6:00 PM	vs Stanford	54-62 L		(18)Wallace, Lathen	(6)Deane, Daniel (6)Tarver, Seth
3/18/09	7:05 PM	HOUSTON	W 49-45	3511	(14)Deane, Daniel	(9)Wallace, Lathen
3/23/09	7:05 PM	VERMONT	W OT 71-70	4053	(19)Haynes, Calvin	(10)Schaftenaar, Roeland
3/25/09	7:05 PM	STANFORD	W OT 65-62	4759	(16)Wallace, Lathen	(6)Tarver, Seth
3/30/09	7:05 PM	UTEP	W 75-69	8029	(19)Schaftenaar, Roeland	(6)Wallace, Lathen

ATTENDANCE SUMMARY	GAMES	TOTALS	AVG/GAME
HOME	20	104462	5223
AWAY	13	110482	8499
NEUTRAL	1	0	0
TOTAL	34	214944	6322



2008-09 OREGON STATE MEN'S BASKETBALL POST-GAME NOTES

UTEP at Oregon State

March 30, 2009 — Corvallis, Ore. — Gill Coliseum

Oregon State (17-17) 75, UTEP (22-13) 69, Attendance: 8,029



MISCELLANEOUS NOTES


- Tonight's announced attendance was 8,029.
- Oregon State will return to action Wednesday, Apr. 1, in El Paso, Texas against UTEP in game 2 of the College Basketball Invitational Championship best of three series.

TEAM NOTES

- Head coach Craig Robinson recorded his 17th career victory at Oregon State.
- Monday's game against UTEP was just the third all-time. Oregon State leads the all-time series 2-1 after the victory.
- The wins over Houston, Vermont, Stanford and UTEP in the CBI marks the first time in school history the Beavers have ever won four post-season games.
- 17 wins is the most by a Beaver squad since the 2004-05 season.
- Game two of the CBI Championship Series will mark the first time in Oregon State history the Beavers have played a contest in April.
- Currently, the Beavers have a plus-11 game turnaround from last season which is tied for third best turnaround in the nation.
- Oregon State never trailed in the contest.
- Oregon State shot 68.4 percent from the field in the second half (13-of-19) and 60.5 percent for the contest on 26-of-43 shooting. It was the 13th time the Beavers have shot over 50 percent this season.
- The Beavers shot 53.3 percent from 3-point range making 8-of-15 attempts.
- Oregon State had four players score in double-figures.
- Oregon State scored 28 points in the paint.
- The Beavers recorded nine steals and 17 assists.
- The Beavers scored 14 points off turnovers.
- Seven players recorded multiple rebounds.

PLAYER NOTES

- Junior Roeland Schaftenaar led the Beavers in scoring with 19 points on 5-of-8 shooting and 9-of-14 free-throws. Schaftenaar now has 15 double-digit scoring performances this season.
- Sophomore Lathen Wallace tied his season high with 18 points going 5-of-7 from 3-point range. Wallace has scored in double-figures 12 times this season. Wallace's five 3-pointers is tied with sophomore Danielle Deane's five at Nevada for the most 3-pointers made in a game this season.
- Junior Seth Tarver scored 17 points on a perfect 8-of-8 from the field.
- Senior Rickey Claitt scored 13 points on 4-of-7 shooting.
- Claitt and Schaftenaar each tied their career highs with six assists.
- Tarver recorded two steals in the game bringing his season total to 60, good enough to tie for the 10th most steals in a season in OSU history.
- Junior Josh Tarver tied his season high with three steals.
- Wallace led the Beavers in rebounding with six.



#1 • KYLE BJORNSTAD

Senior • Guard • 5-9 • 170 • Eugene, Ore. (Marist HS/Northwest Christian College)

2008-09 GAME-BY-GAME

OPPONENT	DATE	GS	MIN	FG	FGA	PCT	3FG	FGA	PCT	FT	FTA	PCT	OFF	DEF	TOT	AVG	PF	FO	A	TO	BLK	STL	PTS	AVG
at Howard	11/14/08					(DNP)																		
at Nevada	11/22/08					(DNP)																		
YALE	11/24/08					(DNP)																		
MONTANA STATE	11/26/08					(DNP)																		
at Fresno State	11/30/08					(DNP)																		
at Iowa State	12/06/08					(DNP)																		
NEBRASKA	12/13/08					(DNP)																		
SEATTLE PACIFIC	12/16/08					(DNP)																		
HOWARD	12/20/08					(DNP)																		
SEATTLE	12/29/08					(DNP)																		
UCLA	1/02/09					(DNP)																		
USC	1/04/09					(DNP)																		
at Arizona State	1/08/09	2	0	0	0	.000	0	0	.000	0	0	.000	0	0	0	0.0	0	0	0	0	0	0	0	0.0
at Arizona	1/10/09					(DNP)																		
WASHINGTON STATE	1/15/09					(DNP)																		
WASHINGTON	1/17/09					(DNP)																		
at California	1/22/09					(DNP)																		
at Stanford	1/24/09					(DNP)																		
CS BAKERSFIELD	1/26/09					(DNP)																		
OREGON	1/31/09					(DNP)																		
ARIZONA	2/05/09					(DNP)																		
ARIZONA STATE	2/07/09					(DNP)																		
at Washington	2/12/09	2	0	0	0	.000	0	0	.000	0	0	.000	0	0	0	0.0	0	0	0	0	0	0	0	0.0
at Washington State	2/14/09					(DNP)																		
STANFORD	2/19/09	1	0	0	0	.000	0	0	.000	0	0	.000	0	0	0	0.0	0	0	0	0	0	0	0	0.0
CALIFORNIA	2/21/09	1	0	0	0	.000	0	0	.000	0	0	.000	0	0	0	0.0	0	0	0	0	0	0	0	0.0
at Oregon	3/01/09	0	0	0	0	.000	0	0	.000	0	0	.000	0	0	0	0.0	0	0	0	0	0	0	0	0.0
at UCLA	3/05/09	2	0	0	0	.000	0	0	.000	0	0	.000	0	0	0	0.0	1	0	0	1	0	0	0	0.0
at USC	3/07/09					(DNP)																		
vs Stanford	3/11/09					(DNP)																		
HOUSTON	3/18/09					(DNP)																		
VERMONT	3/23/09					(DNP)																		
STANFORD	3/25/09					(DNP)																		
UTEP	3/30/09	1	0	0	0	.000	0	0	.000	0	0	.000	0	0	0	0.0	0	0	0	0	0	0	0	0.0
Totals		0	9	0	0	.000	0	0	.000	0	0	.000	0	0	0	0.0	1	0	0	1	0	0	0	0.0

KYLE BJORNSTAD CAREER NUMBERS

YEAR	GP	GS	MIN	AVG	FG	FGA	PCT	3FG	FGA	PCT	FT	FTA	PCT	OFF	DEF	TOT	AVG	PF	FO	AST	TO	BLK	STL	PTS	AVG
2007-08	3	0	4	1.3	0	0	.000	0	0	.000	2	2	1.000	0	0	0	0.0	0	0	0	0	0	0	2	0.7
2008-09	7	0	9	1.3	0	0	.000	0	0	.000	0	0	.000	0	0	0	0.0	1	0	0	1	0	0	0	0.0
TOTAL	10	0	13	1.3	0	0	.000	0	0	.000	2	2	1.000	0	0	0	0.0	1	0	0	1	0	0	2	0.2

#1 KYLE BJORNSTAD

CAREER HIGHS

2 at CS Bakersfield
N/A
N/A
N/A
N/A
2, three times

SEASON HIGHS

Points N/A
Rebounds N/A
Assists N/A
Blocked Shots N/A
Steals N/A
Minutes same





#11 • RICKEY CLAITT

Senior • Guard • 6-2 • 175 • Orlando, Fla. (Edgewater HS/Mineral Area JC)

- Set a career high with 21 points and 43 minutes played against Montana State (11/26/08).
- Set a career best in rebounds with six at Howard (11/14).
- Tied career best with six assists against CS Bakersfield (1/26) and in the CBI against UTEP (3/30).
- Recorded a career best three steals against USC (1/04) and against Washington State 1/15).
- Claitt's 1.2 steals per contest in conference games is tied for eighth best.
- Claitt's 46.2 3-point shooting percentage ranks fourth best in the conference.
- Claitt is ranked ninth in the conference averaging 34 minutes played per game.

2008-09 GAME-BY-GAME

OPPONENT	DATE	GS	MIN	FG	FGA	PCT	3FG	FGA	PCT	FT	FTA	PCT	OFF	DEF	TOT	AVG	PF	FO	A	TO	BLK	STL	PTS	AVG
at Howard	11/14/08	*	40	1	2	.500	0	0	.000	4	6	.667	1	5	6	6.0	3	0	2	1	0	1	6	6.0
at Nevada	11/22/08	*	33	1	5	.200	0	2	.000	4	4	1.000	0	0	0	3.0	3	0	5	1	0	0	6	6.0
YALE	11/24/08	*	38	1	3	.333	1	3	.333	0	0	.000	0	1	1	2.3	2	0	3	1	0	1	3	5.0
MONTANA STATE	11/26/08	*	43	9	12	.750	3	5	.600	0	0	.000	0	0	0	1.8	5	1	2	3	0	1	21	9.0
at Fresno State	11/30/08	*	36	5	5	1.000	3	3	1.000	1	2	.500	1	3	4	2.2	1	0	2	2	0	2	14	10.0
at Iowa State	12/06/08	*	38	2	5	.400	0	3	.000	4	5	.800	0	2	2	2.2	3	0	5	3	0	0	8	9.7
NEBRASKA	12/13/08	*	37	2	5	.400	2	5	.400	2	2	1.000	0	1	1	2.0	3	0	2	2	0	0	8	9.4
SEATTLE PACIFIC	12/16/08	*	31	2	3	.667	1	2	.500	0	0	.000	0	1	1	1.9	0	0	4	0	0	1	5	8.9
HOWARD	12/20/08	*	22	6	7	.857	3	3	1.000	0	0	.000	0	0	0	1.7	1	0	1	0	0	1	15	9.6
SEATTLE	12/29/08	*	34	1	3	.333	1	2	.500	0	0	.000	1	1	2	1.7	1	0	4	1	0	1	3	8.9
UCLA	1/02/09	*	32	3	3	1.000	1	1	1.000	0	1	.000	0	0	0	1.5	0	0	2	1	0	2	7	8.7
USC	1/04/09	*	32	2	5	.400	1	2	.500	0	0	.000	1	1	2	1.6	1	0	2	2	0	3	5	8.4
at Arizona State	1/08/09	*	28	2	4	.500	1	3	.333	0	1	.000	0	1	1	1.5	1	0	2	2	0	0	5	8.2
at Arizona	1/10/09	*	39	2	3	.667	1	2	.500	0	0	.000	0	1	1	1.5	0	0	2	1	0	0	5	7.9
WASHINGTON STATE	1/15/09	*	33	1	3	.333	0	2	.000	1	2	.500	0	3	3	1.6	3	0	1	1	0	3	3	7.6
WASHINGTON	1/17/09	*	16	0	0	.000	0	0	.000	1	2	.500	0	1	1	1.6	2	0	2	0	0	1	1	7.2
at California	1/22/09	*	38	2	3	.667	0	1	.000	0	0	.000	0	2	2	1.6	2	0	1	0	0	0	4	7.0
at Stanford	1/24/09	*	37	3	4	.750	1	1	1.000	0	0	.000	0	4	4	1.7	1	0	5	0	0	1	7	7.0
CS BAKERSFIELD	1/26/09	*	36	2	8	.250	1	4	.250	0	0	.000	1	0	1	1.7	2	0	6	1	0	2	5	6.9
OREGON	1/31/09	*	37	3	3	1.000	1	1	1.000	1	2	.500	2	2	4	1.8	2	0	3	1	0	2	8	7.0
ARIZONA	2/05/09	*	38	3	4	.750	2	2	1.000	0	0	.000	2	3	5	2.0	2	0	4	0	0	3	8	7.0
ARIZONA STATE	2/07/09	*	40	5	8	.625	1	3	.333	2	3	.667	1	2	3	2.0	3	0	3	1	1	1	13	7.3
at Washington	2/12/09	*	25	3	3	1.000	0	0	.000	1	2	.500	0	2	2	2.0	4	0	1	2	0	1	7	7.3
at Washington State	2/14/09	*	38	3	5	.600	2	2	1.000	0	0	.000	0	2	2	2.0	1	0	0	0	0	1	8	7.3
STANFORD	2/19/09	*	32	1	4	.250	1	3	.333	4	6	.667	1	3	4	2.1	1	0	2	2	0	0	7	7.3
CALIFORNIA	2/21/09	*	21	1	4	.250	0	1	.000	0	1	.000	0	1	1	2.0	4	0	1	2	0	0	2	7.1
at Oregon	3/01/09	*	38	4	6	.667	0	1	.000	0	0	.000	1	0	1	2.0	4	0	4	2	0	1	8	7.1
at UCLA	3/05/09	*	29	2	3	.667	1	1	1.000	0	0	.000	0	2	2	2.0	1	0	0	1	0	1	5	7.0
at USC	3/07/09	*	26	1	4	.250	0	2	.000	0	0	.000	0	0	0	1.9	4	0	3	0	0	1	2	6.9
vs Stanford	3/11/09	*	29	2	3	.667	1	1	1.000	1	2	.500	0	1	1	1.9	4	0	1	1	0	1	6	6.8
HOUSTON	3/18/09	*	39	1	7	.143	1	5	.200	0	0	.000	0	0	0	1.8	0	0	3	1	0	0	3	6.7
VERMONT	3/23/09	*	36	3	7	.429	3	6	.500	1	2	.500	1	2	3	1.9	2	0	2	5	0	2	10	6.8
STANFORD	3/25/09	*	39	3	6	.500	0	1	.000	1	2	.500	0	3	3	1.9	1	0	1	1	0	2	7	6.8
UTEP	3/30/09	*	37	4	7	.571	3	5	.600	2	2	1.000	0	2	2	1.9	3	0	6	3	0	2	13	7.0
TOTALS			34	1167	86	.548	36	78	.462	30	47	.638	13	52	65	1.9	70	1	87	44	1	38	238	7.0

RICKEY CLAITT CAREER NUMBERS

YEAR	GP	GS	MIN	AVG	FG	FGA	PCT	3FG	FGA	PCT	FT	FTA	PCT	OFF	DEF	TOT	AVG	PF	FO	AST	TO	BLK	STL	PTS	AVG
2007-08	31	15	685	22.1	28	85	.329	3	29	.103	35	45	.778	8	41	49	1.6	63	1	69	40	0	6	94	3.0
2008-09	34	34	1167	34.3	86	157	.548	36	78	.462	30	47	.638	13	52	65	1.9	70	1	87	44	1	38	238	7.0
TOTAL	65	49	1852	28.5	114	242	.471	39	107	.364	65	92	.707	21	93	114	1.8	133	2	156	84	1	44	332	5.1

#11 RICKEY CLAITT

CAREER HIGHS

21 vs. Montana State (11/26/08)	Points	same
6 at Howard (11/14/2008)	Rebounds	same
6, five times	Assists	6, two times
1 vs. Arizona State (2/07/09)	Blocked Shots	same
3, three times	Steals	same
43 vs. Montana State (11/26/08)	Minutes	same

SEASON HIGHS





#30 - DANIEL DEANE

Sophomore • Forward • 6-8 • 245 • Park City, Utah (Judge Memorial/University of Utah)

- Transfer from Utah
- Recorded first double-double at Nevada (11/22) with 19 points and 10 rebounds.
- Recorded second double-double with 13 points and 10 rebounds in win against Nebraska (12/13).
- Set a season and career best three steals against Yale (11/24).
- Deane ranks 18th best in the conference averaging 4.4 rebounds per game.

2008-09 GAME-BY-GAME

OPPONENT	DATE	GS	MIN	FG	FGA	PCT	3FG	FGA	PCT	FT	FTA	PCT	OFF	DEF	TOT	AVG	PF	FO	A	TO	BLK	STL	PTS	AVG
at Howard	11/14/08	*	24	3	8	.375	1	2	.500	0	1	.000	4	5	9	9.0	2	0	1	4	0	0	7	7.0
at Nevada	11/22/08	*	28	7	12	.583	5	8	.625	0	0	.000	2	8	10	9.5	5	1	0	6	2	0	19	13.0
YALE	11/24/08	*	29	3	11	.273	0	4	.000	3	6	.500	3	3	6	8.3	2	0	0	3	0	3	9	11.7
MONTANA STATE	11/26/08	*	29	2	4	.500	2	4	.500	2	4	.500	1	4	5	7.5	4	0	3	5	1	0	8	10.8
at Fresno State	11/30/08	*	15	0	2	.000	0	0	.000	3	4	.750	1	2	3	6.6	2	0	1	1	0	1	3	9.2
at Iowa State	12/06/08	*	27	6	11	.545	1	3	.333	1	2	.500	2	4	6	6.5	3	0	0	4	0	0	14	10.0
NEBRASKA	12/13/08	*	27	2	4	.500	0	1	.000	9	11	.818	3	7	10	7.0	4	0	0	5	0	0	13	10.4
SEATTLE PACIFIC	12/16/08	*	21	3	5	.600	1	2	.500	0	0	.000	0	2	2	6.4	1	0	0	3	1	0	7	10.0
HOWARD	12/20/08	*	21	1	5	.200	1	3	.333	0	0	.000	0	4	4	6.1	2	0	4	3	1	0	3	9.2
SEATTLE	12/29/08	*	30	3	8	.375	1	3	.333	3	5	.600	0	4	4	5.9	3	0	0	0	1	1	10	9.3
UCLA	1/02/09	*	30	0	6	.000	0	4	.000	2	4	.500	0	7	7	6.0	2	0	0	2	2	1	2	8.6
USC	1/04/09	*	27	0	3	.000	0	2	.000	0	0	.000	1	0	1	5.6	1	0	1	1	0	1	0	7.9
at Arizona State	1/08/09	*	19	2	4	.500	0	1	.000	0	0	.000	3	4	7	5.7	2	0	0	2	0	0	4	7.6
at Arizona	1/10/09	*	17	0	2	.000	0	0	.000	1	2	.500	0	2	2	5.4	1	0	0	3	1	0	1	7.1
WASHINGTON STATE	1/15/09	*	30	2	7	.286	1	5	.200	2	4	.500	1	3	4	5.3	4	0	1	2	0	2	7	7.1
WASHINGTON	1/17/09	*	20	2	7	.286	1	5	.200	2	2	1.000	2	1	3	5.2	3	0	2	3	0	0	7	7.1
at California	1/22/09	*	18	2	3	.667	1	2	.500	0	0	.000	0	1	1	4.9	3	0	0	2	0	0	5	7.0
at Stanford	1/24/09	*	24	2	4	.500	1	2	.500	3	6	.500	0	8	8	5.1	4	0	1	2	0	1	8	7.1
CS BAKERSFIELD	1/26/09	*	30	3	5	.600	0	2	.000	2	6	.333	4	1	5	5.1	1	0	3	1	0	0	8	7.1
OREGON	1/31/09	*	14	1	1	1.000	0	0	.000	0	0	.000	0	1	1	4.9	3	0	0	0	0	0	2	6.9
ARIZONA	2/05/09	*	19	2	4	.500	0	1	.000	1	2	.500	0	3	3	4.8	1	0	1	2	1	0	5	6.8
ARIZONA STATE	2/07/09	*	6	0	3	.000	0	1	.000	0	0	.000	0	1	1	4.6	0	0	0	0	0	0	0	6.5
at Washington	2/12/09	*	19	0	3	.000	0	1	.000	2	4	.500	3	5	8	4.8	4	0	4	2	0	0	2	6.3
at Washington State	2/14/09	*	20	1	4	.250	1	1	1.000	0	0	.000	2	2	4	4.8	3	0	0	1	0	1	3	6.1
STANFORD	2/19/09	*	16	1	1	1.000	0	0	.000	1	1	1.000	1	0	1	4.6	2	0	1	1	0	1	3	6.0
CALIFORNIA	2/21/09	*	22	2	4	.500	2	3	.667	2	2	1.000	0	4	4	4.6	2	0	2	2	0	0	8	6.1
at Oregon	3/01/09	*	20	1	2	.500	0	0	.000	0	0	.000	2	1	3	4.5	1	0	0	1	0	0	2	5.9
at UCLA	3/05/09	*	11	1	2	.500	0	1	.000	0	0	.000	0	0	0	4.4	0	0	0	1	0	1	2	5.8
at USC	3/07/09	*	6	0	1	.000	0	1	.000	0	0	.000	1	0	1	4.2	1	0	0	0	0	1	0	5.6
vs Stanford	3/11/09	*	29	2	4	.500	1	2	.500	0	2	.000	2	4	6	4.3	3	0	0	4	0	0	5	5.6
HOUSTON	3/18/09	*	29	7	7	1.000	0	0	.000	0	1	.000	3	3	6	4.4	4	0	1	1	0	0	14	5.8
VERMONT	3/23/09	*	10	0	0	.000	0	0	.000	0	0	.000	0	0	0	4.2	0	0	0	0	0	0	0	5.7
STANFORD	3/25/09	*	15	0	2	.000	0	1	.000	0	0	.000	0	3	3	4.2	1	0	0	3	1	0	0	5.5
UTEP	3/30/09	*	9	0	2	.000	0	1	.000	0	0	.000	1	2	3	4.1	1	0	0	0	0	0	0	5.3
Totals			19	731	61	.404	20	66	.303	39	69	.565	42	99	141	4.1	75	1	26	70	11	14	181	5.3

DANIEL DEANE CAREER NUMBERS

YEAR	GP	GS	MIN	AVG	FG	FGA	PCT	3FG	FGA	PCT	FT	FTA	PCT	OFF	DEF	TOT	AVG	PF	FO	AST	TO	BLK	STL	PTS	AVG
2008-09	34	19	731	21.5	61	151	.404	20	66	.303	39	69	.565	42	99	141	4.1	75	1	26	70	11	14	181	5.3
TOTAL	34	19	731	21.5	61	151	.404	20	66	.303	39	69	.565	42	99	141	4.1	75	1	26	70	11	14	181	5.3

#30 DANIEL DEANE


CAREER HIGHS

19 at Nevada (11/22/2008)
 10, two times
 4, twice
 2, two times
 3 vs Yale (11/24/08)
 30, three

SEASON HIGHS

Points same
 Rebounds same
 Assists same
 Blocked Shots same
 Steals same
 Minutes same





#2 • CALVIN HAMPTON

Junior • Forward/Center • 6-10 • 250 • Fort Washington, Md. (New Hampton Prep)

2008-09 GAME-BY-GAME

OPPONENT	DATE	GS	MIN	FG	FGA	PCT	3FG	FGA	PCT	FT	FTA	PCT	OFF	DEF	TOT	AVG	PF	FO	A	TO	BLK	STL	PTS	AVG		
at Howard	11/14/08		11	2	4	.500	0	0	.000	0	0	.000	1	0	1	1.0	1	0	0	0	0	0	4	4.0		
at Nevada	11/22/08		(DNP)																							
YALE	11/24/08		13	2	4	.500	0	0	.000	1	2	.500	2	2	4	2.5	1	0	0	2	0	1	5	4.5		
MONTANA STATE	11/26/08		10	0	0	.000	0	0	.000	0	0	.000	0	0	0	1.7	1	0	0	1	0	1	0	3.0		
at Fresno State	11/30/08		4	0	0	.000	0	0	.000	0	0	.000	0	0	0	1.3	0	0	0	0	0	0	0	2.3		
at Iowa State	12/06/08		5	2	2	1.000	0	0	.000	0	0	.000	0	0	0	1.0	2	0	0	1	0	0	4	2.6		
NEBRASKA	12/13/08		11	1	3	.333	0	0	.000	0	0	.000	1	1	2	1.2	1	0	0	1	0	0	2	2.5		
SEATTLE PACIFIC	12/16/08		(DNP)																							
HOWARD	12/20/08		11	0	2	.000	0	0	.000	0	0	.000	1	1	2	1.3	2	0	2	1	1	0	0	2.1		
SEATTLE	12/29/08		3	0	0	.000	0	0	.000	0	0	.000	0	0	0	1.1	0	0	0	1	0	0	0	1.9		
UCLA	1/02/09		10	0	1	.000	0	0	.000	2	2	1.000	0	0	0	1.0	2	0	1	2	0	0	2	1.9		
USC	1/04/09		4	0	1	.000	0	0	.000	0	0	.000	0	0	0	0.9	1	0	0	1	0	0	0	1.7		
at Arizona State	1/08/09		7	0	2	.000	0	0	.000	0	0	.000	0	0	0	0.8	1	0	1	0	0	0	0	1.5		
at Arizona	1/10/09		2	0	0	.000	0	0	.000	0	0	.000	0	0	0	0.8	0	0	0	0	0	0	0	1.4		
WASHINGTON STATE	1/15/09		4	0	0	.000	0	0	.000	0	0	.000	0	0	0	0.7	0	0	0	0	0	0	0	1.3		
WASHINGTON	1/17/09		2	0	0	.000	0	0	.000	0	0	.000	0	0	0	0.6	0	0	0	0	0	0	0	1.2		
at California	1/22/09		3	0	0	.000	0	0	.000	0	0	.000	0	1	1	0.7	0	0	0	0	0	0	0	1.1		
at Stanford	1/24/09		(DNP)																							
CS BAKERSFIELD	1/26/09		2	0	0	.000	0	0	.000	0	0	.000	0	0	0	0.6	1	0	0	0	0	0	0	1.1		
OREGON	1/31/09		8	1	1	1.000	0	0	.000	0	0	.000	1	0	1	0.6	1	0	1	1	0	0	2	1.1		
ARIZONA	2/05/09		2	0	0	.000	0	0	.000	0	0	.000	0	0	0	0.6	0	0	0	0	0	0	0	1.1		
ARIZONA STATE	2/07/09		2	0	0	.000	0	0	.000	0	0	.000	0	0	0	0.6	1	0	0	0	0	0	0	1.0		
at Washington	2/12/09		4	1	5	.200	0	0	.000	0	0	.000	2	1	3	0.7	2	0	0	1	0	0	2	1.1		
at Washington State	2/14/09		4	1	1	1.000	0	0	.000	0	0	.000	2	0	2	0.8	0	0	1	0	0	0	2	1.1		
STANFORD	2/19/09		3	0	0	.000	0	0	.000	0	0	.000	0	0	0	0.7	1	0	0	0	0	0	0	1.0		
CALIFORNIA	2/21/09		9	2	2	1.000	0	0	.000	0	1	.000	0	0	0	0.7	1	0	0	0	0	0	4	1.2		
at Oregon	3/01/09		3	0	0	.000	0	0	.000	0	0	.000	0	0	0	0.7	0	0	0	0	0	0	0	1.1		
at UCLA	3/05/09		7	1	5	.200	0	1	.000	0	0	.000	1	1	2	0.7	0	0	0	0	0	0	2	1.2		
at USC	3/07/09		8	2	2	1.000	0	0	.000	0	0	.000	1	0	1	0.7	2	0	0	0	0	1	4	1.3		
vs Stanford	3/11/09		3	0	0	.000	0	0	.000	0	0	.000	0	0	0	0.7	0	0	0	0	0	1	0	1.2		
HOUSTON	3/18/09		1	0	0	.000	0	0	.000	0	0	.000	0	0	0	0.7	0	0	0	0	0	0	0	1.2		
VERMONT	3/23/09		(DNP)																							
STANFORD	3/25/09		(DNP)																							
UTEP	3/30/09		3	0	0	.000	0	0	.000	0	0	.000	0	0	0	0.7	1	0	0	0	0	0	0	1.1		
Totals		0	159	15	35	.429	0	1	.000	3	5	.600	12	7	19	0.7	22	0	6	12	1	4	33	1.1		

CALVIN HAMPTON CAREER NUMBERS

YEAR	GP	GS	MIN	AVG	FG	FGA	PCT	3FG	FGA	PCT	FT	FTA	PCT	OFF	DEF	TOT	AVG	PF	FO	AST	TO	BLK	STL	PTS	AVG
2005-06	5	0	18	3.6	1	2	.500	0	0	.000	1	2	.500	2	3	5	1.0	3	0	0	0	0	0	3	0.6
2006-07	23	1	141	6.1	11	25	.440	0	0	.000	8	15	.533	8	20	28	1.2	19	0	0	8	2	2	30	1.3
2007-08	29	9	369	12.7	40	97	.412	0	0	.000	17	20	.850	30	47	77	2.7	71	3	4	26	8	3	97	3.3
2008-09	29	0	159	5.5	15	35	.429	0	1	.000	3	5	.600	12	7	19	0.7	22	0	6	12	1	4	33	1.1
TOTAL	86	10	687	8.0	67	159	.421	0	1	.000	29	42	.690	52	77	129	1.5	115	3	10	46	11	9	163	1.9

#2 CALVIN HAMPTON


CAREER HIGHS

16, at Washington (1/19/08)
 8, two times
 2 vs. Howard (12/20/08)
 2 vs. USC (1/24/08)
 2 vs. Washington (2/16/08)
 22 vs. at Washington (1/19/08)

SEASON HIGHS

5 vs. Yale (11/24/08)
 4 vs. Yale (11/24/08)
 same
 1 vs. Howard (12/20/08)
 1, three times
 13 vs. Yale (11/24/08)





#22 - CALVIN HAYNES

Sophomore • Guard • 6-2 • 185 • Reseda, Calif. (Taft HS/South Kent Prep)

- Set a career high with 25 points at Stanford (1/24).
- Notched a career high four steals against California (2/21).
- Has scored in double figures in 19 games this season and has scored 20-plus points on four occasions. Both are the most by a Beaver this season.
- Played a career high 39 minutes at Arizona (1/10) and against CS Bakersfield (1/26).
- Earned a career best seven rebounds at California (1/22).
- Haynes' 13.9 points per game this season ranked 18th best in the conference.

2008-09 GAME-BY-GAME

OPPONENT	DATE	GS	MIN	FG	FGA	PCT	3FG	FGA	PCT	FT	FTA	PCT	OFF	DEF	TOT	AVG	PF	FO	A	TO	BLK	STL	PTS	AVG
at Howard	11/14/08					(DNP)																		
at Nevada	11/22/08					(DNP)																		
YALE	11/24/08					(DNP)																		
MONTANA STATE	11/26/08					(DNP)																		
at Fresno State	11/30/08					(DNP)																		
at Iowa State	12/06/08					(DNP)																		
NEBRASKA	12/13/08	29	5	8	.625	3	5	.600	1	1	1.000	1	0	1	1.0	1	0	3	4	0	1	14	14.0	
SEATTLE PACIFIC	12/16/08	33	7	11	.636	2	4	.500	4	6	.667	2	3	5	3.0	2	0	1	6	0	2	20	17.0	
HOWARD	12/20/08	24	7	11	.636	3	5	.600	0	0	.000	0	3	3	3.0	3	0	2	2	0	1	17	17.0	
SEATTLE	12/29/08	31	6	9	.667	2	4	.500	10	12	.833	1	4	5	3.5	2	0	2	1	0	3	24	18.8	
UCLA	1/02/09	27	6	14	.429	1	6	.167	3	4	.750	1	2	3	3.4	1	0	0	2	0	2	16	18.2	
USC	1/04/09	35	7	12	.583	1	2	.500	1	2	.500	1	0	1	3.0	1	0	4	2	0	1	16	17.8	
at Arizona State	1/08/09	27	1	7	.143	1	5	.200	0	0	.000	0	1	1	2.7	1	0	0	3	0	2	3	15.7	
at Arizona	1/10/09	39	4	14	.286	1	7	.143	0	0	.000	0	2	2	2.6	3	0	3	4	0	2	9	14.9	
WASHINGTON STATE	1/15/09	35	6	15	.400	2	5	.400	5	9	.556	1	5	6	3.0	3	0	2	1	0	0	19	15.3	
WASHINGTON	1/17/09	30	3	11	.273	2	8	.250	0	1	.000	1	2	3	3.0	0	0	0	1	0	0	8	14.6	
at California	1/22/09	37	7	11	.636	3	6	.500	4	6	.667	0	7	7	3.4	3	0	2	4	1	0	21	15.2	
at Stanford	1/24/09	*	36	10	15	.667	3	5	.600	2	2	1.000	1	2	3	3.3	4	0	2	2	0	25	16.0	
CS BAKERSFIELD	1/26/09	*	39	6	10	.600	4	7	.571	3	3	1.000	1	4	5	3.5	1	0	0	0	1	19	16.2	
OREGON	1/31/09	*	37	5	13	.385	4	9	.444	1	2	.500	0	4	4	3.5	0	0	3	2	0	1	15	16.1
ARIZONA	2/05/09	*	37	4	15	.267	2	7	.286	2	2	1.000	1	1	2	3.4	4	0	2	3	1	3	12	15.9
ARIZONA STATE	2/07/09	*	38	2	8	.250	0	4	.000	0	0	.000	0	2	2	3.3	5	1	2	1	0	1	4	15.1
at Washington	2/12/09		26	5	14	.357	2	4	.500	3	4	.750	0	2	2	3.2	1	0	1	1	0	1	15	15.1
at Washington State	2/14/09		29	7	12	.583	3	6	.500	0	1	.000	0	4	4	3.3	2	0	0	0	0	0	17	15.2
STANFORD	2/19/09		29	6	14	.429	1	2	.500	4	4	1.000	0	5	5	3.4	0	0	1	2	0	0	17	15.3
CALIFORNIA	2/21/09		27	7	9	.778	1	1	1.000	4	4	1.000	1	2	3	3.4	3	0	1	1	1	4	19	15.5
at Oregon	3/01/09		33	5	16	.313	2	6	.333	4	5	.800	0	2	2	3.3	2	0	2	1	1	0	16	15.5
at UCLA	3/05/09		18	0	7	.000	0	2	.000	2	2	1.000	1	0	1	3.2	1	0	1	2	0	0	2	14.9
at USC	3/07/09		27	2	9	.222	0	2	.000	0	2	.000	1	1	2	3.1	2	0	0	2	0	1	4	14.4
vs Stanford	3/11/09		28	2	11	.182	1	3	.333	2	2	1.000	0	5	5	3.2	2	0	1	4	0	0	7	14.1
HOUSTON	3/18/09		22	2	6	.333	0	3	.000	2	2	1.000	1	1	2	3.2	1	0	1	3	0	1	6	13.8
VERMONT	3/23/09		33	8	13	.615	2	4	.500	1	2	.500	0	1	1	3.1	1	0	2	1	0	1	19	14.0
STANFORD	3/25/09		31	4	12	.333	0	2	.000	2	5	.400	0	4	4	3.1	3	0	2	0	1	1	10	13.9
UTEP	3/30/09		16	1	6	.167	0	2	.000	1	2	.500	0	3	3	3.1	0	0	1	0	0	1	3	13.5
Totals		5	873	135	313	.431	46	126	.365	61	85	.718	15	72	87	3.1	52	1	41	55	5	30	377	13.5

CALVIN HAYNES CAREER NUMBERS

YEAR	GP	GS	MIN	AVG	FG	FGA	PCT	3FG	FGA	PCT	FT	FTA	PCT	OFF	DEF	TOT	AVG	PF	FO	AST	TO	BLK	STL	PTS	AVG
2007-08	31	7	501	16.2	63	179	.352	16	58	.276	27	35	.771	4	38	42	1.4	34	0	39	44	0	16	169	5.5
2008-09	28	5	873	31.2	135	313	.431	46	126	.365	61	85	.718	15	72	87	3.1	52	1	41	55	5	30	377	13.5
TOTAL	59	12	1374	23.3	198	492	.402	62	184	.337	88	120	.733	19	110	129	2.2	86	1	80	99	5	46	546	9.3

#22 CALVIN HAYNES

CAREER HIGHS


25 at Stanford (1/24/09)
 7 at California (1/22/09)
 7 vs. Arizona State (3/8/08)
 1, five times
 4 vs. California (2/21/09)
 39, two times

Points
 Rebounds
 Assists
 Blocked Shots
 Steals
 Minutes

SEASON HIGHS

same
 same
 4 vs. USC (1/04/09)
 same
 same
 same





#24 • OMARI JOHNSON

Sophomore • Forward • 6-7 • 205 • Los Angeles, Calif. (Dorsey HS)

- Recorded his first career double-double with 13 points and 10 rebounds against Nebraska (12/13).
- 19 points against Nebraska tied a career high while 10 rebounds were a career high.
- Has scored in double figures eight times this season.
- Set a career-high with three assists in the win over Howard (12/20).

2008-09 GAME-BY-GAME

OPPONENT	DATE	GS	MIN	FG	FGA	PCT	3FG	FGA	PCT	FT	FTA	PCT	OFF	DEF	TOT	AVG	PF	FO	A	TO	BLK	STL	PTS	AVG
at Howard	11/14/08																							
(DNP)																								
at Nevada	11/22/08		21	2	7	.286	2	6	.333	0	0	.000	1	4	5	5.0	2	0	0	0	1	1	6	6.0
YALE	11/24/08		14	1	3	.333	0	1	.000	3	4	.750	1	5	6	5.5	2	0	0	2	0	0	5	5.5
MONTANA STATE	11/26/08	*	31	3	7	.429	1	4	.250	5	5	1.000	1	6	7	6.0	2	0	1	4	0	0	12	7.7
at Fresno State	11/30/08	*	25	5	9	.556	2	4	.500	0	0	.000	0	5	5	5.8	1	0	1	5	0	0	12	8.8
at Iowa State	12/06/08	*	28	3	9	.333	0	4	.000	0	1	.000	1	5	6	5.8	1	0	1	0	0	1	6	8.2
NEBRASKA	12/13/08	*	31	7	12	.583	2	6	.333	3	5	.600	2	8	10	6.5	0	0	1	5	0	0	19	10.0
SEATTLE PACIFIC	12/16/08	*	33	5	9	.556	2	5	.400	5	6	.833	1	0	1	5.7	2	0	2	2	1	0	17	11.0
HOWARD	12/20/08	*	29	6	10	.600	3	5	.600	3	4	.750	0	6	6	5.8	2	0	3	0	2	2	18	11.9
SEATTLE	12/29/08	*	33	3	8	.375	0	2	.000	1	5	.200	4	3	7	5.9	2	0	2	3	2	1	7	11.3
UCLA	1/02/09	*	28	3	5	.600	1	2	.500	0	0	.000	1	6	7	6.0	4	0	1	2	0	0	7	10.9
USC	1/04/09	*	28	4	4	1.000	2	2	1.000	1	2	.500	0	3	3	5.7	4	0	1	4	0	0	11	10.9
at Arizona State	1/08/09	*	31	2	9	.222	0	4	.000	0	0	.000	1	4	5	5.7	1	0	2	1	0	2	4	10.3
at Arizona	1/10/09	*	29	4	8	.500	1	2	.500	0	0	.000	2	3	5	5.6	2	0	0	1	0	1	9	10.2
WASHINGTON STATE	1/15/09		22	2	6	.333	2	6	.333	0	0	.000	1	3	4	5.5	1	0	0	0	0	0	6	9.9
WASHINGTON	1/17/09		17	4	8	.500	0	2	.000	0	1	.000	1	0	1	5.2	2	0	2	1	0	1	8	9.8
at California	1/22/09		22	1	5	.200	0	2	.000	1	2	.500	1	2	3	5.1	3	0	0	1	0	0	3	9.4
at Stanford	1/24/09		25	0	5	.000	0	2	.000	0	0	.000	1	1	2	4.9	2	0	0	2	0	0	0	8.8
CS BAKERSFIELD	1/26/09		17	2	5	.400	0	2	.000	1	2	.500	0	1	1	4.7	1	0	0	1	1	0	5	8.6
OREGON	1/31/09	*	26	5	8	.625	4	6	.667	0	4	.000	0	3	3	4.6	3	0	1	4	2	2	14	8.9
ARIZONA	2/05/09	*	21	2	6	.333	0	2	.000	2	4	.500	1	0	1	4.4	0	0	1	3	0	0	6	8.8
ARIZONA STATE	2/07/09	*	20	1	7	.143	1	4	.250	0	0	.000	2	2	4	4.4	0	0	1	1	0	2	3	8.5
at Washington	2/12/09		12	0	4	.000	0	2	.000	0	0	.000	0	1	1	4.2	2	0	1	1	1	0	0	8.1
at Washington State	2/14/09																							
(DNP)																								
STANFORD	2/19/09		11	0	0	.000	0	0	.000	0	0	.000	0	1	1	4.1	1	0	0	1	0	1	0	7.7
CALIFORNIA	2/21/09		16	2	4	.500	0	2	.000	0	0	.000	0	3	3	4.0	1	0	2	1	0	0	4	7.6
at Oregon	3/01/09		10	2	3	.667	1	2	.500	0	0	.000	0	1	1	3.9	2	0	1	3	0	1	5	7.5
at UCLA	3/05/09		17	2	4	.500	1	1	1.000	0	0	.000	0	1	1	3.8	1	0	0	0	0	0	5	7.4
at USC	3/07/09		14	1	4	.250	0	0	.000	0	0	.000	1	2	3	3.8	2	0	0	1	1	0	2	7.2
vs Stanford	3/11/09		1	0	0	.000	0	0	.000	0	0	.000	0	0	0	3.6	0	0	0	0	0	0	0	6.9
HOUSTON	3/18/09		18	3	8	.375	2	4	.500	3	4	.750	1	2	3	3.6	1	0	1	1	2	1	11	7.1
VERMONT	3/23/09		3	0	1	.000	0	0	.000	0	0	.000	0	0	0	3.5	0	0	0	0	0	0	0	6.8
STANFORD	3/25/09		14	2	5	.400	1	2	.500	0	0	.000	2	0	2	3.5	0	0	1	0	0	0	5	6.8
UTEP	3/30/09		4	0	0	.000	0	0	.000	0	0	.000	0	0	0	3.3	1	0	0	2	0	0	0	6.6
Totals		14	651	77	183	.421	28	86	.326	28	49	.571	26	81	107	3.3	48	0	26	52	13	16	210	6.6

OMARI JOHNSON'S CAREER NUMBERS

YEAR	GP	GS	MIN	AVG	FG	FGA	PCT	3FG	FGA	PCT	FT	FTA	PCT	OFF	DEF	TOT	AVG	PF	FO	AST	TO	BLK	STL	PTS	AVG
2007-08	23	16	495	21.5	60	153	.392	17	55	.309	30	45	.667	42	57	99	4.3	39	1	10	28	11	8	167	7.3
2008-09	32	14	651	20.3	77	183	.421	28	86	.326	28	49	.571	26	81	107	3.3	48	0	26	52	13	16	210	6.6
TOTAL	55	30	1146	20.8	137	336	.408	45	141	.319	58	94	.617	68	138	206	3.7	87	1	36	80	24	24	377	6.9

#24 OMARI JOHNSON

CAREER HIGHS

19, two times
 10 vs. Nebraska (12/13/08)
 3 vs. Howard (12/28/08)
 3 at LSU (12/22/07)
 2, five times
 35 at Arizona (1/03/08)

SEASON HIGHS

Points 19 vs. Nebraska (12/13/08)
 Rebounds same
 Assists same
 Blocked Shots 2, four times
 Steals 2, four times
 Minutes 33 vs. Seattle Pacific (12/16/08)





#12 • JOEY MCCONNELL

Senior • Guard • 6-4 • 200 • Madras, Ore. (Madras HS)

2008-09 GAME-BY-GAME

OPPONENT	DATE	GS	MIN	FG	FGA	PCT	3FG	FGA	PCT	FT	FTA	PCT	OFF	DEF	TOT	AVG	PF	FO	A	TO	BLK	STL	PTS	AVG
at Howard	11/14/08					(DNP)																		
at Nevada	11/22/08					(DNP)																		
YALE	11/24/08					(DNP)																		
MONTANA STATE	11/26/08	1	0	0	0	.000	0	0	.000	0	0	.000	0	0	0	0.0	1	0	0	0	0	0	0	0.0
at Fresno State	11/30/08					(DNP)																		
at Iowa State	12/06/08					(DNP)																		
NEBRASKA	12/13/08					(DNP)																		
SEATTLE PACIFIC	12/16/08					(DNP)																		
HOWARD	12/20/08	3	0	0	0	.000	0	0	.000	0	0	.000	0	1	1	0.5	0	0	1	0	0	0	0	0.0
SEATTLE	12/29/08					(DNP)																		
UCLA	1/02/09	1	0	0	0	.000	0	0	.000	0	0	.000	0	0	0	0.3	0	0	0	0	0	0	0	0.0
USC	1/04/09					(DNP)																		
at Arizona State	1/08/09	3	0	0	0	.000	0	0	.000	0	0	.000	0	1	1	0.5	0	0	0	0	0	0	0	0.0
at Arizona	1/10/09					(DNP)																		
WASHINGTON STATE	1/15/09					(DNP)																		
WASHINGTON	1/17/09					(DNP)																		
at California	1/22/09					(DNP)																		
at Stanford	1/24/09					(DNP)																		
CS BAKERSFIELD	1/26/09					(DNP)																		
OREGON	1/31/09					(DNP)																		
ARIZONA	2/05/09					(DNP)																		
ARIZONA STATE	2/07/09	0	0	0	0	.000	0	0	.000	0	0	.000	0	0	0	0.4	0	0	0	0	0	0	0	0.0
at Washington	2/12/09	2	0	1	1	.000	0	0	.000	0	0	.000	0	0	0	0.3	1	0	0	0	0	0	0	0.0
at Washington State	2/14/09					(DNP)																		
STANFORD	2/19/09	1	0	0	0	.000	0	0	.000	0	0	.000	0	0	0	0.3	0	0	0	0	0	0	0	0.0
CALIFORNIA	2/21/09	1	0	0	0	.000	0	0	.000	0	0	.000	0	0	0	0.3	0	0	0	0	0	0	0	0.0
at Oregon	3/01/09	0	0	0	0	.000	0	0	.000	0	0	.000	0	0	0	0.2	0	0	0	0	0	0	0	0.0
at UCLA	3/05/09	2	0	0	0	.000	0	0	.000	0	0	.000	1	0	1	0.3	0	0	0	0	0	0	0	0.0
at USC	3/07/09					(DNP)																		
vs Stanford	3/11/09					(DNP)																		
HOUSTON	3/18/09					(DNP)																		
VERMONT	3/23/09					(DNP)																		
STANFORD	3/25/09					(DNP)																		
UTEP	3/30/09		1	0	0	.000	0	0	.000	1	2	.500	0	0	0	0.3	0	0	0	0	0	0	1	0.1
Totals		0	15	0	1	.000	0	0	.000	1	2	.500	1	2	3	0.3	2	0	1	0	0	0	1	0.1

JOEY MCCONNELL'S CAREER NUMBERS

YEAR	GP	GS	MIN	AVG	FG	FGA	PCT	3FG	FGA	PCT	FT	FTA	PCT	OFF	DEF	TOT	AVG	PF	FO	AST	TO	BLK	STL	PTS	AVG
2005-06	3	0	5	1.7	0	0	.000	0	0	.000	0	0	.000	0	0	0	0.0	1	0	0	0	0	0	0	0.0
2006-07	5	0	11	2.2	1	6	.167	1	5	.200	0	0	.000	2	0	2	0.4	1	0	0	1	1	2	3	0.6
2007-08	8	4	92	11.5	3	14	.214	0	3	.000	2	2	1.000	4	3	7	0.9	11	0	7	4	0	5	8	1.0
2008-09	11	0	15	1.4	0	1	.000	0	0	.000	1	2	.500	1	2	3	0.3	2	0	1	0	0	0	1	0.1
TOTAL	27	4	123	4.6	4	21	.190	1	8	.125	3	4	.750	7	5	12	0.4	15	0	8	5	1	7	12	0.4

#12 JOEY MCCONNELL


CAREER HIGHS

4 vs. Arizona (3/6/08)
 3 vs. Arizona (3/6/08)
 2, three times
 1 vs. Howard (12/19/06)
 3 vs. Oregon (3/2/08)
 24 vs. Oregon (3/2/08)

SEASON HIGHS

Points
 1 vs. UTEP (3/30/09)
 Rebounds
 1, three times
 Assists
 1 vs. Howard (12/20/08)
 Blocked Shots
 N/A
 Steals
 N/A
 Minutes
 3, two times





#0 • KEVIN MCSHANE

Freshman • Forward • 6-9 • 215 • Clackamas, Ore. (Jesuit HS/Clackamas CC)

2008-09 GAME-BY-GAME

OPPONENT	DATE	GS	MIN	FG	FGA	PCT	3FG	FGA	PCT	FT	FTA	PCT	OFF	DEF	TOT	AVG	PF	FO	A	TO	BLK	STL	PTS	AVG
at Howard	11/14/08					(DNP)																		
at Nevada	11/22/08					(DNP)																		
YALE	11/24/08					(DNP)																		
MONTANA STATE	11/26/08					(DNP)																		
at Fresno State	11/30/08					(DNP)																		
at Iowa State	12/06/08					(DNP)																		
NEBRASKA	12/13/08					(DNP)																		
SEATTLE PACIFIC	12/16/08		9	0	1	.000	0	1	.000	0	0	.000	0	0	0	0.0	0	0	2	1	0	0	0	0.0
HOWARD	12/20/08		4	0	0	.000	0	0	.000	1	1	1.000	0	0	0	0.0	1	0	1	0	0	0	1	0.5
SEATTLE	12/29/08		2	0	0	.000	0	0	.000	0	0	.000	0	0	0	0.0	1	0	0	0	0	0	0	0.3
UCLA	1/02/09		1	0	0	.000	0	0	.000	0	0	.000	0	0	0	0.0	0	0	0	0	0	0	0	0.3
USC	1/04/09					(DNP)																		
at Arizona State	1/08/09		2	0	0	.000	0	0	.000	0	0	.000	0	0	0	0.0	0	0	0	0	0	0	0	0.2
at Arizona	1/10/09		2	0	0	.000	0	0	.000	0	0	.000	0	0	0	0.0	0	0	0	0	0	0	0	0.2
WASHINGTON STATE	1/15/09					(DNP)																		
WASHINGTON	1/17/09		8	0	1	.000	0	0	.000	0	0	.000	0	1	1	0.1	3	0	0	0	0	0	0	0.1
at California	1/22/09					(DNP)																		
at Stanford	1/24/09					(DNP)																		
CS BAKERSFIELD	1/26/09					(DNP)																		
OREGON	1/31/09					(DNP)																		
ARIZONA	2/05/09					(DNP)																		
ARIZONA STATE	2/07/09		16	0	0	.000	0	0	.000	0	0	.000	1	1	2	0.4	0	0	0	0	0	0	0	0.1
at Washington	2/12/09	*	15	0	1	.000	0	1	.000	1	2	.500	0	0	0	0.3	1	0	1	2	0	1	1	0.2
at Washington State	2/14/09	*	17	1	3	.333	0	1	.000	0	0	.000	1	1	2	0.5	1	0	2	1	0	0	2	0.4
STANFORD	2/19/09	*	13	1	1	1.000	0	0	.000	0	0	.000	2	2	4	0.8	0	0	0	1	0	0	2	0.5
CALIFORNIA	2/21/09	*	6	0	0	.000	0	0	.000	0	0	.000	0	3	3	1.0	1	0	0	2	0	0	0	0.5
at Oregon	3/01/09	*	5	0	0	.000	0	0	.000	0	0	.000	0	1	1	1.0	1	0	0	0	0	0	0	0.5
at UCLA	3/05/09	*	9	0	1	.000	0	0	.000	0	0	.000	1	0	1	1.0	0	0	0	0	0	0	0	0.4
at USC	3/07/09		1	0	0	.000	0	0	.000	0	0	.000	0	0	0	0.9	0	0	0	0	0	0	0	0.4
vs Stanford	3/11/09					(DNP)																		
HOUSTON	3/18/09					(DNP)																		
VERMONT	3/23/09		2	0	0	.000	0	0	.000	0	0	.000	0	0	0	0.9	2	0	0	0	0	0	0	0.4
STANFORD	3/25/09					(DNP)																		
UTEP	3/30/09		1	0	0	.000	0	0	.000	0	0	.000	0	1	1	0.9	0	0	0	0	0	0	0	0.4
Totals		6	113	2	8	.250	0	3	.000	2	3	.667	5	10	15	0.9	11	0	6	7	0	1	6	0.4

KEVIN MCSHANE CAREER NUMBERS

YEAR	GP	GS	MIN	AVG	FG	FGA	PCT	3FG	FGA	PCT	FT	FTA	PCT	OFF	DEF	TOT	AVG	PF	FO	AST	TO	BLK	STL	PTS	AVG
2008-09	17	6	113	6.6	2	8	.250	0	3	.000	2	3	.667	5	10	15	0.9	11	0	6	7	0	1	6	0.4
TOTAL	17	6	113	6.6	2	8	.250	0	3	.000	2	3	.667	5	10	15	0.9	11	0	6	7	0	1	6	0.4

#0 KEVIN MCSHANE

CAREER HIGHS

2, two times	Points
4 vs. Stanford (2/19/09)	Rebounds
2, two times	Assists
N/A	Blocked Shots
1 at Washington (2/12/09)	Steals
17 at Washington State (2/14/09)	Minutes

SEASON HIGHS

same
same
same
N/A
same
same





#10 • ROELAND SCHAFTENAAR

Junior • Forward/Center • 6-11 • 240 • Utrecht, Netherlands (Gerrit Rietveld College)

- Named Pac-10 Conference Player of the Week for his performance against Cal (1/22) and Stanford (1/24).
- Set a career-high with 26 against Stanford going 8-for-11 from the field (2/19). Has 15 double digit performances and three 20-plus double figure performances.
- Blocked a career high three shots against Montana State (11/26) and against California (2/21).
- Recorded a career best six assists six times this season.
- Schaftenaar's 1.6 assist-to-turnover ratio ranks seventh, 0.9 blocks per contest is tied for fifth best, 1.1 steals per game is tied for 10th best and 3.5 assists per contest ranks 10th best in conference play.
- Scored 14 points with 10 rebounds for his first double-double of the season against Vermont (3/23).

2008-09 GAME-BY-GAME

OPPONENT	DATE	GS	MIN	FG	FGA	PCT	3FG	FGA	PCT	FT	FTA	PCT	OFF	DEF	TOT	AVG	PF	FO	A	TO	BLK	STL	PTS	AVG
at Howard	11/14/08	*	28	2	4	.500	2	3	.667	2	3	.667	0	4	4	4.0	2	0	1	0	0	0	8	8.0
at Nevada	11/22/08	*	30	5	9	.556	2	3	.667	0	0	.000	2	1	3	3.5	2	0	2	1	0	0	12	10.0
YALE	11/24/08	*	18	1	2	.500	0	0	.000	1	2	.500	1	2	3	3.3	3	0	2	2	0	1	3	7.7
MONTANA STATE	11/26/08	*	26	5	8	.625	0	0	.000	8	10	.800	1	3	4	3.5	3	0	4	1	3	0	18	10.3
at Fresno State	11/30/08	*	28	3	6	.500	0	0	.000	0	0	.000	2	2	4	3.6	1	0	6	2	0	0	6	9.4
at Iowa State	12/06/08	*	29	4	12	.333	0	5	.000	0	0	.000	0	2	2	3.3	1	0	2	2	0	2	8	9.2
NEBRASKA	12/13/08	*	25	0	5	.000	0	2	.000	6	6	1.000	1	3	4	3.4	2	0	2	3	1	0	6	8.7
SEATTLE PACIFIC	12/16/08	*	14	2	4	.500	0	1	.000	0	3	.000	1	0	1	3.1	2	0	1	2	0	0	4	8.1
HOWARD	12/20/08	*	23	4	6	.667	0	0	.000	0	0	.000	0	4	4	3.2	1	0	3	1	1	2	8	8.1
SEATTLE	12/29/08	*	11	0	1	.000	0	0	.000	0	2	.000	0	3	3	3.2	3	0	0	5	0	0	0	7.3
UCLA	1/02/09	*	22	0	2	.000	0	1	.000	0	0	.000	0	1	1	3.0	0	0	2	4	0	0	0	6.6
USC	1/04/09	*	40	7	17	.412	3	6	.500	1	2	.500	2	5	7	3.3	0	0	6	1	1	3	18	7.6
at Arizona State	1/08/09	*	26	2	5	.400	0	1	.000	0	0	.000	0	1	1	3.2	1	0	0	2	0	0	4	7.3
at Arizona	1/10/09	*	21	3	3	1.000	0	0	.000	0	0	.000	1	2	3	3.1	5	1	3	0	1	0	6	7.2
WASHINGTON STATE	1/15/09	*	38	2	10	.200	1	5	.200	0	0	.000	2	0	2	3.1	4	0	5	1	0	1	5	7.1
WASHINGTON	1/17/09	*	27	3	7	.429	0	1	.000	0	0	.000	0	0	0	2.9	1	0	2	1	0	1	6	7.0
at California	1/22/09	*	32	8	15	.533	4	4	1.000	2	3	.667	1	2	3	2.9	1	0	6	1	2	1	22	7.9
at Stanford	1/24/09	*	33	8	11	.727	0	0	.000	2	3	.667	1	0	1	2.8	1	0	4	0	1	3	18	8.4
CS BAKERSFIELD	1/26/09	*	33	9	15	.600	0	1	.000	2	4	.500	1	7	8	3.1	0	0	3	3	2	0	20	9.1
OREGON	1/31/09	*	32	2	8	.250	1	2	.500	4	6	.667	0	2	2	3.0	2	0	5	2	2	3	9	9.1
ARIZONA	2/05/09	*	38	4	9	.444	2	5	.400	0	0	.000	1	5	6	3.1	3	0	5	3	1	2	10	9.1
ARIZONA STATE	2/07/09	*	37	4	9	.444	1	3	.333	0	0	.000	0	4	4	3.2	2	0	2	5	2	1	9	9.1
at Washington	2/12/09	*	34	5	7	.714	0	0	.000	3	5	.600	0	2	2	3.1	3	0	0	2	0	1	13	9.3
at Washington State	2/14/09	*	35	3	11	.273	0	2	.000	2	2	1.000	0	4	4	3.2	0	0	5	2	1	1	8	9.2
STANFORD	2/19/09	*	34	8	11	.727	2	3	.667	8	11	.727	0	5	5	3.2	1	0	2	4	2	1	26	9.9
CALIFORNIA	2/21/09	*	32	2	7	.286	0	0	.000	4	4	1.000	1	7	8	3.4	1	0	5	2	3	1	8	9.8
at Oregon	3/01/09	*	37	4	8	.500	2	5	.400	3	5	.600	0	3	3	3.4	4	0	6	3	1	1	13	9.9
at UCLA	3/05/09	*	23	2	8	.250	0	1	.000	0	0	.000	1	3	4	3.4	1	0	5	2	0	0	4	9.7
at USC	3/07/09	*	32	4	7	.571	1	3	.333	2	2	1.000	1	3	4	3.4	2	0	0	4	0	0	11	9.8
vs Stanford	3/11/09	*	34	3	10	.300	0	3	.000	6	6	1.000	0	5	5	3.5	2	0	2	2	1	0	12	9.8
HOUSTON	3/18/09	*	34	1	5	.200	0	1	.000	4	6	.667	1	5	6	3.6	1	0	6	2	1	0	6	9.7
VERMONT	3/23/09	*	40	6	8	.750	0	1	.000	2	2	1.000	2	8	10	3.8	1	0	4	3	0	1	14	9.8
STANFORD	3/25/09	*	36	6	11	.545	2	5	.400	0	0	.000	1	3	4	3.8	0	0	2	4	1	1	14	10.0
UTEP	3/30/09	*	34	5	8	.625	0	0	.000	9	14	.643	1	2	3	3.8	1	0	6	5	1	0	19	10.2
Totals			31	1036	127	.470	23	67	.343	71	101	.703	25	103	128	3.8	57	1	109	77	28	27	348	10.2

ROELAND SCHAFTENAAR'S CAREER NUMBERS

YEAR	GP	GS	MIN	AVG	FG	FGA	PCT	3FG	FGA	PCT	FT	FTA	PCT	OFF	DEF	TOT	AVG	PF	FO	AST	TO	BLK	STL	PTS	AVG
2006-07	28	3	338	12.1	34	72	.472	8	22	.364	13	17	.765	26	35	61	2.2	23	0	14	11	7	5	89	3.2
2007-08	31	17	596	19.2	55	126	.437	12	47	.255	22	36	.611	58	68	126	4.1	51	0	19	22	15	15	144	4.6
2008-09	34	31	1036	30.5	127	270	.470	23	67	.343	71	101	.703	25	103	128	3.8	57	1	109	77	28	27	348	10.2
TOTAL	93	51	1970	21.2	216	468	.462	43	136	.316	106	154	.688	109	206	315	3.4	131	1	142	110	50	47	581	6.2

#10 ROELAND SCHAFTENAAR


CAREER HIGHS

26 vs. Stanford (2/19/09)
 12 vs. Idaho State (11/23/07)
 6, six times
 3, two times
 5 vs. Iowa State (11/30/07)
 40, two times

SEASON HIGHS

Points same
 Rebounds 10 vs. Vermont (3/23/09)
 Assists same
 Blocked Shots same
 Steals 3, three times
 Minutes same





#4 • DAVID STURNER

Freshman • Forward • 6-8 • 205 • Philomath, Ore. (Philomath HS)

2008-09 GAME-BY-GAME

OPPONENT	DATE	GS	MIN	FG	FGA	PCT	3FG	FGA	PCT	FT	FTA	PCT	OFF	DEF	TOT	AVG	PF	FO	A	TO	BLK	STL	PTS	AVG	
at Howard	11/14/08		6	0	3	.000	0	2	.000	0	0	.000	0	0	0	0.0	1	0	0	1	0	0	0	0.0	
at Nevada	11/22/08		3	0	0	.000	0	0	.000	0	0	.000	0	0	0	0.0	0	0	1	0	0	1	0	0.0	
YALE	11/24/08		2	0	1	.000	0	1	.000	0	0	.000	0	0	0	0.0	1	0	0	0	0	0	0	0.0	
MONTANA STATE	11/26/08		9	0	1	.000	0	1	.000	0	0	.000	0	2	2	0.5	1	0	1	1	0	0	0	0.0	
at Fresno State	11/30/08					(DNP)																			
at Iowa State	12/06/08					(DNP)																			
NEBRASKA	12/13/08					(DNP)																			
SEATTLE PACIFIC	12/16/08					(DNP)																			
HOWARD	12/20/08		3	0	0	.000	0	0	.000	0	0	.000	0	1	1	0.6	1	0	0	0	0	0	0	0.0	
SEATTLE	12/29/08					(DNP)																			
UCLA	1/02/09		1	0	0	.000	0	0	.000	0	0	.000	0	0	0	0.5	0	0	0	0	0	0	0	0.0	
USC	1/04/09					(DNP)																			
at Arizona State	1/08/09		2	1	1	1.000	1	1	1.000	0	0	.000	0	0	0	0.4	0	0	0	0	0	1	3	0.4	
at Arizona	1/10/09		4	0	0	.000	0	0	.000	0	0	.000	0	0	0	0.4	0	0	1	0	0	0	0	0.4	
WASHINGTON STATE	1/15/09					(DNP)																			
WASHINGTON	1/17/09					(DNP)																			
at California	1/22/09					(DNP)																			
at Stanford	1/24/09					(DNP)																			
CS BAKERSFIELD	1/26/09					(DNP)																			
OREGON	1/31/09					(DNP)																			
ARIZONA	2/05/09					(DNP)																			
ARIZONA STATE	2/07/09					(DNP)																			
at Washington	2/12/09					(DNP)																			
at Washington State	2/14/09					(DNP)																			
STANFORD	2/19/09					(DNP)																			
CALIFORNIA	2/21/09					(DNP)																			
at Oregon	3/01/09					(DNP)																			
at UCLA	3/05/09					(DNP)																			
at USC	3/07/09					(DNP)																			
vs Stanford	3/11/09					(DNP)																			
HOUSTON	3/18/09					(DNP)																			
VERMONT	3/23/09					(DNP)																			
STANFORD	3/25/09					(DNP)																			
UTEP	3/20/09					(DNP)																			
Totals			0	30	1	6	.167	1	5	.200	0	0	.000	0	3	3	0.4	4	0	3	2	0	2	3	0.4

DAVID STURNER CAREER NUMBERS

YEAR	GP	GS	MIN	AVG	FG	FGA	PCT	3FG	FGA	PCT	FT	FTA	PCT	OFF	DEF	TOT	AVG	PF	FO	AST	TO	BLK	STL	PTS	AVG
2008-09	8	0	30	3.8	1	6	.167	1	5	.200	0	0	.000	0	3	3	0.4	4	0	3	2	0	2	3	0.4
TOTAL	8	0	30	3.8	1	6	.167	1	5	.200	0	0	.000	0	3	3	0.4	4	0	3	2	0	2	3	0.4

#4 DAVID STURNER

CAREER HIGHS

3 at Arizona State (1/08/09)
 2 vs. Montana State (11/26/08)
 1, three times
 N/A
 1, two times
 9 vs. Montana State (11/26/08)

SEASON HIGHS

Points same
 Rebounds same
 Assists same
 Blocked Shots N/A
 Steals same
 Minutes same





#5 • JOSH TARVER

Junior • Guard • 6-3 • 185 • Portland, Ore. (Jesuit HS)

- Tied career best of seven assists at Nevada (11/22).
- Scored a season best 21 points against Yale (11/24). 21 points marks the second time in Tarver's career he has scored 20 or more points.
- Recorded a season high three steals against Vermont (3/23) and against UTEP (3/30) in the CBI.

2008-09 GAME-BY-GAME

OPPONENT	DATE	GS	MIN	FG	FGA	PCT	3FG	FGA	PCT	FT	FTA	PCT	OFF	DEF	TOT	AVG	PF	FO	A	TO	BLK	STL	PTS	AVG
at Howard	11/14/08	*	30	3	10	.300	0	3	.000	2	2	1.000	0	0	0	0.0	2	0	0	1	0	1	8	8.0
at Nevada	11/22/08	*	40	6	7	.857	1	2	.500	0	2	.000	0	2	2	1.0	3	0	7	2	0	1	13	10.5
YALE	11/24/08	*	38	10	16	.625	0	2	.000	1	3	.333	1	1	2	1.3	3	0	1	6	1	2	21	14.0
MONTANA STATE	11/26/08	*	40	4	8	.500	0	2	.000	4	5	.800	1	3	4	2.0	2	0	4	4	0	2	12	13.5
at Fresno State	11/30/08	*	36	1	5	.200	0	0	.000	2	2	1.000	0	6	6	2.8	0	0	2	3	1	1	4	11.6
at Iowa State	12/06/08	*	20	0	3	.000	0	1	.000	1	2	.500	0	0	0	2.3	2	0	1	0	0	2	1	9.8
NEBRASKA	12/13/08		7	0	0	.000	0	0	.000	0	0	.000	0	0	0	2.0	0	0	1	0	0	1	0	8.4
SEATTLE PACIFIC	12/16/08		17	2	2	1.000	0	0	.000	5	6	.833	0	1	1	1.9	2	0	2	0	0	0	9	8.5
HOWARD	12/20/08		17	3	4	.750	0	0	.000	2	3	.667	0	4	4	2.1	1	0	4	1	0	2	8	8.4
SEATTLE	12/29/08		11	0	2	.000	0	0	.000	1	2	.500	0	1	1	2.0	1	0	1	1	0	0	1	7.7
UCLA	1/02/09		10	1	1	1.000	0	0	.000	0	0	.000	1	0	1	1.9	0	0	0	3	0	0	2	7.2
USC	1/04/09		24	2	2	1.000	0	0	.000	0	0	.000	1	4	5	2.2	5	1	2	2	0	1	4	6.9
at Arizona State	1/08/09		9	0	0	.000	0	0	.000	0	0	.000	0	0	0	2.0	1	0	1	0	0	0	0	6.4
at Arizona	1/10/09		1	0	0	.000	0	0	.000	0	0	.000	0	0	0	1.9	0	0	0	0	0	0	0	5.9
WASHINGTON STATE	1/15/09		5	0	1	.000	0	1	.000	0	0	.000	0	0	0	1.7	2	0	0	0	0	0	0	5.5
WASHINGTON	1/17/09		16	0	2	.000	0	0	.000	0	0	.000	0	0	0	1.6	2	0	1	0	0	1	0	5.2
at California	1/22/09		14	1	2	.500	0	0	.000	0	1	.000	1	0	1	1.6	0	0	1	1	0	1	2	5.0
at Stanford	1/24/09		11	0	1	.000	0	0	.000	0	0	.000	1	0	1	1.6	2	0	1	2	0	0	0	4.7
CS BAKERSFIELD	1/26/09		13	1	4	.250	0	1	.000	0	0	.000	0	0	0	1.5	1	0	1	0	0	1	2	4.6
OREGON	1/31/09		7	0	0	.000	0	0	.000	0	0	.000	0	0	0	1.4	1	0	0	1	0	0	0	4.4
ARIZONA	2/05/09		3	0	0	.000	0	0	.000	0	0	.000	0	0	0	1.3	2	0	0	0	0	0	0	4.1
ARIZONA STATE	2/07/09					(DNP)																		
at Washington	2/12/09	*	25	2	6	.333	0	0	.000	0	0	.000	0	2	2	1.4	2	0	2	0	0	0	4	4.1
at Washington State	2/14/09	*	15	0	2	.000	0	1	.000	0	0	.000	1	2	3	1.4	1	0	4	0	1	1	0	4.0
STANFORD	2/19/09	*	19	1	2	.500	0	0	.000	0	1	.000	0	3	3	1.5	0	0	0	0	0	0	2	3.9
CALIFORNIA	2/21/09	*	9	0	0	.000	0	0	.000	0	1	.000	0	0	0	1.4	0	0	0	0	0	0	0	3.7
at Oregon	3/01/09	*	8	1	1	1.000	0	0	.000	0	0	.000	0	0	0	1.4	1	0	1	0	0	0	2	3.7
at UCLA	3/05/09	*	26	3	6	.500	0	0	.000	0	0	.000	2	3	5	1.5	1	0	0	1	0	0	6	3.7
at USC	3/07/09	*	28	2	6	.333	0	1	.000	0	0	.000	0	3	3	1.6	3	0	2	0	0	2	4	3.8
vs Stanford	3/11/09	*	9	2	2	1.000	0	0	.000	0	0	.000	1	0	1	1.6	3	0	0	1	0	1	4	3.8
HOUSTON	3/18/09	*	12	0	0	.000	0	0	.000	0	0	.000	0	1	1	1.5	2	0	0	1	0	0	0	3.6
VERMONT	3/23/09	*	23	4	6	.667	0	0	.000	0	0	.000	1	1	2	1.5	3	0	3	2	0	3	8	3.8
STANFORD	3/25/09	*	21	2	3	.667	1	2	.500	0	0	.000	3	2	5	1.7	4	0	3	0	0	0	5	3.8
UTEP	3/30/09	*	21	2	3	.667	0	0	.000	0	0	.000	0	1	1	1.6	3	0	2	1	0	3	4	3.8
TOTALS			18	585	53	.495	2	16	.125	18	30	.600	14	40	54	1.6	55	1	47	32	4	26	126	3.8

JOSH TARVER'S CAREER NUMBERS

YEAR	GP	GS	MIN	AVG	FG	FGA	PCT	3FG	FGA	PCT	FT	FTA	PCT	OFF	DEF	TOT	AVG	PF	FO	AST	TO	BLK	STL	PTS	AVG
2006-07	32	32	1064	33.2	105	290	.362	26	118	.220	57	85	.671	18	80	98	3.1	69	0	123	92	5	40	293	9.2
2007-08	31	22	757	24.4	73	226	.323	16	75	.213	46	64	.719	16	50	66	2.1	61	1	75	62	3	37	208	6.7
2008-09	33	18	585	17.7	53	107	.495	2	16	.125	18	30	.600	14	40	54	1.6	55	1	47	32	4	26	126	3.8
TOTAL	96	72	2406	25.1	231	623	.371	44	209	.211	121	179	.676	48	170	218	2.3	185	2	245	186	12	103	627	6.5

#5 JOSH TARVER

CAREER HIGHS

22 at Washington (1/27/07)
 8 at UCLA (2/3/07)
 7, six times
 1, 11 times
 6 vs. Arizona State (3/8/08)
 45 at Cal (2/17/07)

SEASON HIGHS

Points 21 vs Yale (11/24/08)
 Rebounds 6 at Fresno State (11/30/08)
 Assists 7 at Nevada (11/22/08)
 Blocked Shots 1, four times
 Steals 3, two times
 Minutes 40, two times





#15 - SETH TARVER

Junior • Guard/Forward • 6-5 • 205 • Portland, Ore. (Jesuit HS)

- Recorded a career best five steals against California (2/21)
- Set a career high with seven assists against Seattle Pacific (12/16).
- Set a career high with 10 rebounds against Seattle (12/29).
- Scored a season best 19 points at Stanford going 8-for-10 from the field (1/24).
- Tarver's 60.0 conference field goal percentage ranks second best in the Pac-10.
- Tarver ranks first in Pac-10 play averaging 2.0 steals per game and ranks 15th averaging 5.1 rebounds per contest.
- Tarver's two steals against UTEP (3/30) gives him 60 for the season tying for the 10th best single-season steal production in school history.

2008-09 GAME-BY-GAME

OPPONENT	DATE	GS	MIN	FG	FGA	PCT	3FG	FGA	PCT	FT	FTA	PCT	OFF	DEF	TOT	AVG	PF	FO	A	TO	BLK	STL	PTS	AVG
at Howard	11/14/08	*	39	4	6	.667	1	2	.500	1	2	.500	0	5	5	5.0	1	0	1	4	0	0	10	10.0
at Nevada	11/22/08	*	30	3	4	.750	0	0	.000	2	3	.667	1	2	3	4.0	4	0	2	1	0	0	8	9.0
YALE	11/24/08	*	33	3	4	.750	0	0	.000	0	2	.000	2	4	6	4.7	0	0	4	1	0	4	6	8.0
MONTANA STATE	11/26/08	*	33	4	4	1.000	0	0	.000	0	2	.000	1	3	4	4.5	2	0	2	2	0	2	8	8.0
at Fresno State	11/30/08	*	34	5	10	.500	0	2	.000	1	2	.500	2	3	5	4.6	3	0	3	1	0	0	11	8.6
at Iowa State	12/06/08	*	33	2	3	.667	0	0	.000	1	3	.333	3	4	7	5.0	3	0	0	1	0	3	5	8.0
NEBRASKA	12/13/08	*	13	0	4	.000	0	1	.000	0	0	.000	2	3	5	5.0	2	0	1	4	0	1	0	6.9
SEATTLE PACIFIC	12/16/08	*	31	4	7	.571	0	0	.000	1	2	.500	3	3	6	5.1	2	0	7	1	0	2	9	7.1
HOWARD	12/20/08	*	24	2	3	.667	0	0	.000	0	0	.000	0	3	3	4.9	2	0	3	1	0	1	4	6.8
SEATTLE	12/29/08	*	33	2	4	.500	0	1	.000	3	5	.600	4	6	10	5.4	1	0	2	2	0	1	7	6.8
UCLA	1/02/09	*	23	3	5	.600	0	0	.000	1	1	1.000	1	3	4	5.3	1	0	1	1	0	1	7	6.8
USC	1/04/09	*	32	3	5	.600	0	0	.000	2	3	.667	0	8	8	5.5	1	0	0	2	0	2	8	6.9
at Arizona State	1/08/09	*	24	0	2	.000	0	1	.000	2	4	.500	2	1	3	5.3	2	0	0	1	0	0	2	6.5
at Arizona	1/10/09	*	16	0	0	.000	0	0	.000	0	0	.000	2	1	3	5.1	1	0	2	0	0	0	0	6.1
WASHINGTON STATE	1/15/09	*	19	1	1	1.000	0	0	.000	2	2	1.000	1	2	3	5.0	0	0	3	1	0	1	4	5.9
WASHINGTON	1/17/09	*	36	6	9	.667	0	2	.000	4	5	.800	1	1	2	4.8	1	0	3	2	0	2	16	6.6
at California	1/22/09	*	28	3	5	.600	0	0	.000	0	0	.000	0	4	4	4.8	2	0	2	3	0	4	6	6.5
at Stanford	1/24/09	*	34	8	10	.800	0	0	.000	3	4	.750	2	4	6	4.8	1	0	1	4	0	3	19	7.2
CS BAKERSFIELD	1/26/09	*	30	2	7	.286	0	0	.000	2	2	1.000	3	3	6	4.9	3	0	4	0	0	1	6	7.2
OREGON	1/31/09	*	32	2	4	.500	0	0	.000	3	5	.600	1	3	4	4.9	1	0	1	1	0	2	7	7.2
ARIZONA	2/05/09	*	32	3	8	.375	0	1	.000	0	0	.000	5	4	9	5.0	0	0	2	2	0	1	6	7.1
ARIZONA STATE	2/07/09	*	22	0	3	.000	0	0	.000	0	0	.000	2	3	5	5.0	3	0	2	1	0	1	0	6.8
at Washington	2/12/09	*	29	6	9	.667	0	1	.000	2	3	.667	3	4	7	5.1	0	0	3	0	0	3	14	7.1
at Washington State	2/14/09	*	33	5	7	.714	0	0	.000	3	4	.750	0	2	2	5.0	3	0	3	0	0	2	13	7.3
STANFORD	2/19/09	*	33	2	5	.400	0	0	.000	3	4	.750	1	5	6	5.0	1	0	1	1	0	4	7	7.3
CALIFORNIA	2/21/09	*	34	4	6	.667	0	0	.000	0	0	.000	1	3	4	5.0	2	0	3	3	0	5	8	7.3
at Oregon	3/01/09	*	33	6	9	.667	0	0	.000	2	4	.500	1	6	7	5.1	4	0	2	2	0	1	14	7.6
at UCLA	3/05/09	*	29	6	8	.750	0	1	.000	1	1	1.000	0	2	2	5.0	0	0	0	0	0	2	13	7.8
at USC	3/07/09	*	26	5	9	.556	0	0	.000	6	6	1.000	0	6	6	5.0	2	0	0	0	0	2	16	8.1
vs Stanford	3/11/09	*	31	1	8	.125	0	0	.000	0	0	.000	3	3	6	5.0	2	0	2	2	0	3	2	7.9
HOUSTON	3/18/09	*	25	2	3	.667	0	0	.000	2	2	1.000	3	4	7	5.1	1	0	0	2	0	3	6	7.8
VERMONT	3/23/09	*	39	4	7	.571	0	1	.000	0	0	.000	2	3	5	5.1	3	0	2	2	0	1	8	7.8
STANFORD	3/25/09	*	33	4	6	.667	0	0	.000	0	0	.000	1	5	6	5.1	2	0	0	1	0	0	8	7.8
UTEP	3/30/09	*	37	8	8	1.000	0	0	.000	1	4	.250	1	2	3	5.1	2	0	1	2	0	2	17	8.1
Totals			34	1013	113	.585	1	13	.077	48	75	.640	54	118	172	5.1	58	0	63	51	0	60	275	8.1

SETH TARVER'S CAREER NUMBERS

YEAR	GP	GS	MIN	AVG	FG	FGA	PCT	3FG	FGA	PCT	FT	FTA	PCT	OFF	DEF	TOT	AVG	PF	FO	AST	TO	BLK	STL	PTS	AVG
2006-07	29	7	369	12.7	28	73	.384	0	8	.000	14	33	.424	21	27	48	1.7	21	0	25	27	3	21	70	2.4
2007-08	31	27	879	28.4	107	273	.392	40	119	.336	44	72	.611	47	97	144	4.6	43	1	53	45	7	26	298	9.6
2008-09	34	34	1013	29.8	113	193	.585	1	13	.077	48	75	.640	54	118	172	5.1	58	0	63	51	0	60	275	8.1
TOTAL	94	68	2261	24.1	248	539	.460	41	140	.293	106	180	.589	122	242	364	3.9	122	1	141	123	10	107	643	6.8

#15 SETH TARVER

CAREER HIGHS

23 at UC Davis (12/07/07)	Points	19 at Stanford (1/24/09)
10 vs. Seattle (12/29/08)	Rebounds	same
7 vs. Seattle Pacific (12/16/08)	Assists	same
2 at Stanford (2/9/08)	Blocked Shots	N/A
5 vs. California (2/21/09)	Steals	same
40 vs. Iowa State (11/30/07)	Minutes	39 at Howard (11/14/2008)

SEASON HIGHS





#34 - LATHEN WALLACE

Sophomore • Guard • 6-3 • 200 • Portland, Ore. (Jefferson HS)

- Scored a season best 18 points against Stanford at the Pac-10 Championship (3/11) and against UTEP in the CBI Championship Series game 1.
- Recorded career best nine rebounds against Houston (3/19).
- Recorded a career best three assists at Arizona (1/10) and against California (2/21).
- Has scored in double-figures 12 times this season.
- Played a career high 39 minutes against Washington State (1/15) and Vermont (3/23).
- Notched a career best three steals against Stanford (3/25).

2008-09 GAME-BY-GAME

OPPONENT	DATE	GS	MIN	FG	FGA	PCT	3FG	FGA	PCT	FT	FTA	PCT	OFF	DEF	TOT	AVG	PF	FO	A	TO	BLK	STL	PTS	AVG	
at Howard	11/14/08		22	1	6	.167	0	5	.000	0	1	.000	1	4	5	5.0	1	0	0	1	0	1	2	2.0	
at Nevada	11/22/08		15	2	7	.286	2	7	.286	1	3	.333	1	2	3	4.0	2	0	0	1	0	1	7	4.5	
YALE	11/24/08		15	0	4	.000	0	2	.000	0	0	.000	1	0	1	3.0	1	0	0	1	0	0	0	3.0	
MONTANA STATE	11/26/08		3	0	2	.000	0	1	.000	0	0	.000	0	0	0	2.3	2	0	1	0	0	1	0	2.3	
at Fresno State	11/30/08		22	4	7	.571	3	5	.600	1	2	.500	1	2	3	2.4	2	0	1	3	0	1	12	4.2	
at Iowa State	12/06/08		20	1	5	.200	1	3	.333	1	2	.500	1	1	2	2.3	3	0	0	0	0	0	4	4.2	
NEBRASKA	12/13/08		20	1	5	.200	0	4	.000	0	1	.000	0	2	2	2.3	2	0	2	0	0	0	2	3.9	
SEATTLE PACIFIC	12/16/08		11	0	1	.000	0	1	.000	0	0	.000	0	1	1	2.1	2	0	0	1	0	1	0	3.4	
HOWARD	12/20/08		19	5	5	1.000	4	4	1.000	2	2	1.000	1	0	1	2.0	3	0	0	3	0	1	16	4.8	
SEATTLE	12/29/08		12	2	3	.667	1	2	.500	2	2	1.000	1	0	1	1.9	2	0	0	2	0	0	7	5.0	
UCLA	1/02/09		15	1	2	.500	1	2	.500	0	0	.000	0	1	1	1.8	2	0	0	3	0	0	3	4.8	
USC	1/04/09		3	0	1	.000	0	1	.000	0	0	.000	0	0	0	1.7	1	0	0	0	0	0	0	4.4	
at Arizona State	1/08/09		20	6	10	.600	1	4	.250	0	0	.000	1	0	1	1.6	1	0	0	2	0	0	13	5.1	
at Arizona	1/10/09		30	7	15	.467	3	8	.375	0	1	.000	1	3	4	1.8	4	0	3	2	0	0	17	5.9	
WASHINGTON STATE	1/15/09	*	39	4	7	.571	2	4	.500	3	4	.750	2	3	5	2.0	2	0	0	0	0	1	13	6.4	
WASHINGTON	1/17/09	*	28	5	14	.357	3	6	.500	0	1	.000	2	0	2	2.0	2	0	0	0	0	0	13	6.8	
at California	1/22/09	*	8	2	5	.400	1	2	.500	1	1	1.000	1	0	1	1.9	1	0	0	0	0	0	6	6.8	
at Stanford	1/24/09					(DNP)																			
CS BAKERSFIELD	1/26/09					(DNP)																			
OREGON	1/31/09		7	0	1	.000	0	1	.000	0	0	.000	0	0	0	1.8	0	0	0	1	0	0	0	6.4	
ARIZONA	2/05/09		10	2	5	.400	2	4	.500	0	0	.000	0	1	1	1.8	0	0	0	1	0	0	6	6.4	
ARIZONA STATE	2/07/09		19	3	8	.375	1	4	.250	2	2	1.000	1	0	1	1.8	1	0	0	3	0	1	9	6.5	
at Washington	2/12/09		7	0	3	.000	0	3	.000	2	2	1.000	0	0	0	1.7	3	0	0	3	0	1	2	6.3	
at Washington State	2/14/09		9	0	2	.000	0	1	.000	1	2	.500	0	2	2	1.7	0	0	0	0	0	0	1	6.0	
STANFORD	2/19/09		8	1	1	1.000	0	0	.000	0	0	.000	1	0	1	1.7	1	0	0	1	0	1	2	5.9	
CALIFORNIA	2/21/09		22	3	6	.500	2	4	.500	4	4	1.000	2	0	2	1.7	3	0	3	3	0	1	12	6.1	
at Oregon	3/01/09		13	3	6	.500	2	5	.400	1	2	.500	0	1	1	1.6	5	1	1	0	0	0	9	6.2	
at UCLA	3/05/09		27	6	10	.600	2	3	.667	1	2	.500	1	0	1	1.6	1	0	0	1	1	0	15	6.6	
at USC	3/07/09	*	32	3	9	.333	2	5	.400	1	3	.333	0	3	3	1.7	1	0	0	3	0	1	9	6.7	
vs Stanford	3/11/09	*	36	8	13	.615	2	4	.500	0	1	.000	0	4	4	1.8	2	0	1	0	0	2	18	7.1	
HOUSTON	3/18/09	*	20	1	8	.125	1	6	.167	0	0	.000	2	7	9	2.0	2	0	0	3	0	2	3	6.9	
VERMONT	3/23/09	*	39	3	12	.250	3	7	.429	3	4	.750	0	0	0	1.9	1	0	2	3	0	1	12	7.1	
STANFORD	3/25/09	*	36	5	8	.625	2	3	.667	4	6	.667	0	1	1	1.9	1	0	1	1	0	3	16	7.4	
UTEP	3/30/09	*	36	6	9	.667	5	7	.714	1	2	.500	0	6	6	2.0	2	0	1	2	1	1	18	7.7	
Totals			9	643	85	200	.425	46	118	.390	31	50	.620	21	44	65	2.0	56	1	16	44	2	21	247	7.7

LATHEN WALLACE'S CAREER NUMBERS

YEAR	GP	GS	MIN	AVG	FG	FGA	PCT	3FG	FGA	PCT	FT	FTA	PCT	OFF	DEF	TOT	AVG	PF	FO	AST	TO	BLK	STL	PTS	AVG
2007-08	26	3	378	14.5	63	170	.371	27	71	.380	41	55	.745	19	28	47	1.8	39	0	8	24	3	7	194	7.5
2008-09	32	9	643	20.1	85	200	.425	46	118	.390	31	50	.620	21	44	65	2.0	56	1	16	44	2	21	247	7.7
TOTAL	58	12	1021	17.6	148	370	.400	73	189	.386	72	105	.686	40	72	112	1.9	95	1	23	68	5	28	441	7.6

#34 LATHEN WALLACE

CAREER HIGHS

22 vs. Arizona State (3/8/08)
 9 vs. Houston (3/18/09)
 3, two times
 1, four times
 3 vs. Stanford (3/25/09)
 39, two times

Points
 Rebounds
 Assists
 Blocked Shots
 Steals
 Minutes

SEASON HIGHS

18, two times
 same
 same
 1, two times
 same
 same

